

RHONDDA CYNON TAF COUNTY BOROUGH COUNCIL

MUNICIPAL YEAR 2014/15

**CORPORATE SERVICES SCRUTINY
COMMITTEE**

4th JUNE 2014

**REPORT OF THE DIRECTOR OF
LEGAL AND DEMOCRATIC SERVICES**

Agenda Item 2

**MEDIUM TERM SERVICE PLANNING –
SERVICE CHANGE PROPOSALS
PHASE 2 – THE HERITAGE SERVICE**

Author: Paul Lucas - Director of Legal & Democratic Services
Tel: 01443 424105

1. MEMBERS WILL FIND ENCLOSED:

- A. Copy of the Cabinet Report – Medium Term Service Planning – Service Change Proposals Phase 2. **(Pages 3 - 275)**
- B. Copy Decision Notice of Cabinet; **(Pages 277 - 282)**
- C. Copy Extract of Overview and Procedure Rules re: Call-in; **(Pages 283 - 287)**
- D. Copy of Prescribed Call-in Form **(Pages 289 - 290)**

2. PROCEDURE

- 2.1 Each case for Call-in must be considered on its merits and there is no set procedure.
- 2.2 On the 14th May 2014 a meeting of Cabinet was held to consider the report "Medium Term Service Planning – Service Change Proposals Phase 2". (Copy of the report is attached as Appendix A)
- 2.3 The Cabinet decision in respect of the Phase 2 Service Change Proposals was published on Thursday 15th May 2013. **Section 1.2 of the Decision notice relates to the Heritage Service Arrangements.** (Copy of the decision is attached as appendix B.)
- 2.4 Rule 17 of the Overview and Scrutiny Procedure Rules dealing with call-in is reproduced as Appendix C of this report.

- 2.5 A call-in form was received on 21st May 2014, which complied with the relevant criteria. (A copy of the Prescribed call in form is attached as Appendix D)
- 2.6 Members will note that the Call-In Provisions were changed at the Council's Annual General Meeting in May 2013, to enable any three Scrutiny Members the opportunity to call in a decision. The three Members requesting this Call-in are not Members of this Committee.
- 2.7 The three Scrutiny Members who called in the decision will be invited to address the Committee, on a proposal that the Heritage Service arrangements be referred back to Cabinet for reconsideration with regard to the reasons set out in the Notice of the Call In form (as reproduced below)

Reason for calling in decision: -

- *Loss of accredited Museum;*
 - *Loss of venue used by school children to support KS1 and 2 curriculum;*
 - *Loss of Heritage Centre in Cynon Valley;*
 - *Reduced capacity to continue delivering the wider heritage service.*
 - *Loss of specialist storage space for artefacts.*
- 2.8 One of the three Members will be given the right to make a final address to the Committee membership immediately before a vote is taken on the proposal.
- 2.9 If the proposal to refer the matter to Cabinet for reconsideration is passed then the matter will be referred: If the proposal is lost then the decision will take effect from the date of this meeting, 4th June 2014.
- 2.10 The relevant Cabinet portfolio holder will be invited to the meeting to answer any questions Members of the Committee may have with regards to the subject matter of the call in.

3. RECOMMENDATION:

It is recommended that the Committee adopt the procedure for the conduct of the meeting set out in paragraphs 2.6.and 2.10 above.

Appendix A

RHONDDA CYNON TAF COUNTY BOROUGH COUNCIL

CABINET

14th May 2014

MEDIUM TERM SERVICE PLANNING – SERVICE CHANGE PROPOSALS

PHASE 2

REPORT OF THE CORPORATE MANAGEMENT TEAM

AUTHOR: Chris Lee (01443 424026)

1. PURPOSE OF THE REPORT

- 1.1 This report outlines the Phase 2 Service Change proposals required as part of the Council's Medium Term Service Planning arrangements, specifically in the context of the need to reduce spend and enable the Council to set a balanced budget into the medium term. In relation to Phase 2, the report also includes the results of the comprehensive consultation exercise that ended on the 24th February 2014 and the Equality Impact Assessments completed for each proposal.

2. RECOMMENDATIONS

That Cabinet decides on whether or not, and if so how, it wishes to proceed with:

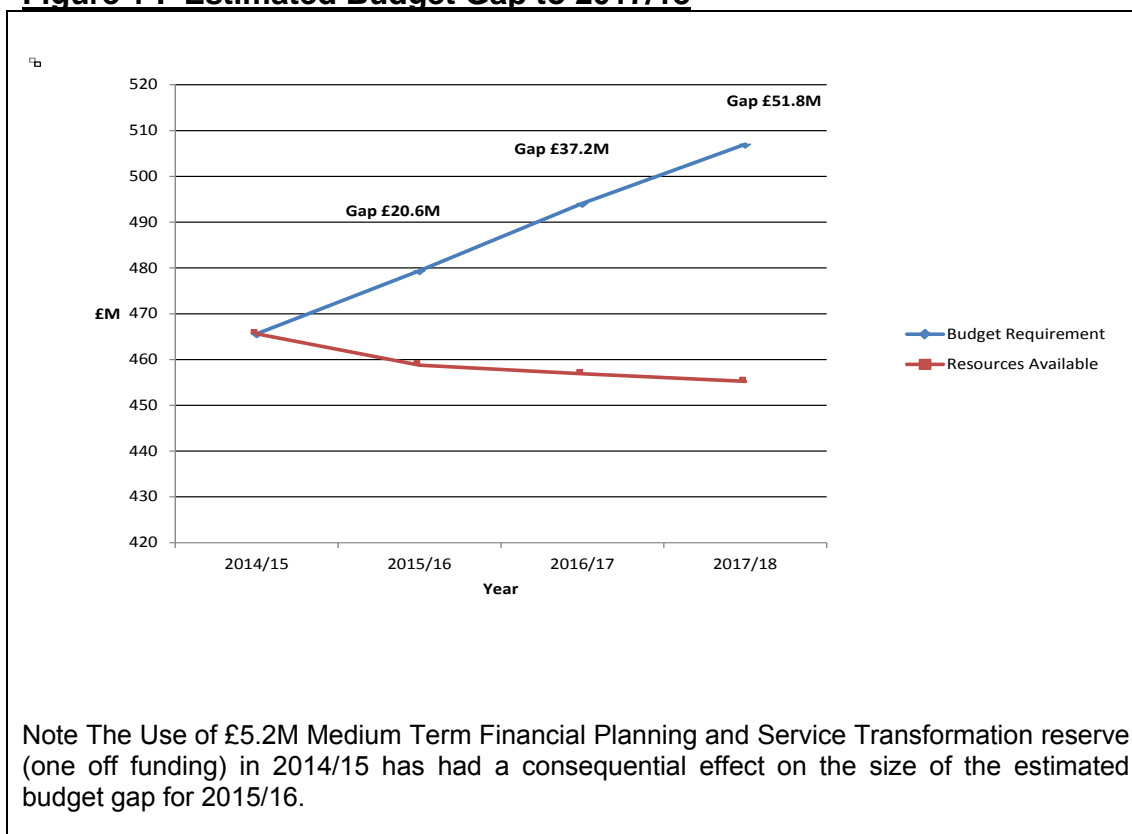
- 2.1 The service change proposal in respect of **Adult Social Care Charges** as detailed in the report attached at Appendix 1, having considered the Consultation Exercise attached at Appendix 2 and the Equality Impact Assessment at Appendix 3.
- 2.2 The service change proposal in respect of the **Heritage Service** as detailed in the report attached at Appendix 1 having considered the Consultation Exercise attached at Appendix 2 and the Equality Impact Assessment at Appendix 3.
- 2.3 The service change proposal in respect of the **Arts and Culture Service** as detailed in the report attached at Appendix 1 having considered the Consultation Exercise attached at Appendix 2 and the Equality Impact Assessment at Appendix 3.

- 2.4 The service change proposal in respect of **Supported Bus Routes** as detailed in the report attached at Appendix 1 having considered the Consultation Exercise attached at Appendix 2 and the Equality Impact Assessment at Appendix 3.
- 2.5 The service change proposal in respect of **Paddling Pools** as detailed in the report attached at Appendix 1 having considered the Consultation Exercise attached at Appendix 2 and the Equality Impact Assessment at Appendix 3.
- 2.6 The service change proposal in respect of **Leisure Services** as detailed in the report attached at Appendix 1 having considered the Consultation Exercise attached at Appendix 2 and the Equality Impact Assessment at Appendix 3.
- 2.7 The service change proposal in respect of **Street Lighting** as detailed in the report attached at Appendix 1 having considered the Consultation Exercise attached at Appendix 2 and the Equality Impact Assessment at Appendix 3.

3. BACKGROUND

- 3.1 On the 26th February 2014, Council approved the 2014/15 revenue budget strategy. This strategy set out the Council's response to the decrease in Welsh Government funding of -3.7% for 2014/15 and provided an update on the estimated budget shortfall over the medium term to 2017/18. The strategy will deliver a balanced budget for 2014/15 through a combination of actions. After a Council Tax increase of 4.5% for 2014/15, the budget gap of £14.4m is being addressed by:
 - Delivery of £4M of efficiency savings (excluding schools)
 - Delivery of agreed Phase 1 Service Changes / Cuts totalling £5.2M in-year (as approved by Cabinet on the 8th January 2014)
 - Use of £5.2M 'Medium Term Financial Planning & Service Transformation Reserve' as transitional funding to support implementation timing of Service Changes / Cuts.
- 3.2 At the time of the Council meeting in February, the estimated budget gap over the 4 years from 2014/15 to 2017/18 was £63.4M (this is before closing the £14.4M budget gap for 2014/15, through £9.2M of permanent base budget reductions and £5.2M via 'one off' transitional funding). In light of the 2014/15 strategy agreement, the updated budget gap to 2017/18 is now £51.8M. Graphically, the position with regards to the difference between 'what we need' and 'what we are likely to receive' in terms of resources is shown below in Figure 1:

Figure 1 : Estimated Budget Gap to 2017/18



3.3 Clearly, the Council still faces a significant budget challenge into the medium term and it has recognised that the use of transitional funding in this years budget strategy is a one off / temporary solution. As such, Members have committed to receive further reports throughout 2014/15 on proposals to reduce the reliance ‘in year’ on transitional funding and fundamentally reduce our base budget requirements going forward. Phase 2 proposals represent the second tranche of Service Changes / Cuts as part of this commitment.

4. CONSULTATION EXERCISE

4.1 As outlined to Cabinet in the Phase 2 Cabinet Report on the 8th January 2014, it is crucial that the Council consults fully with the public, staff and other interested stakeholders on any proposals. Consultation feedback will need to feed into decisions on these proposals and ultimately on the future shape of Council services.

4.2 At the aforementioned Cabinet meeting on the 8th January 2014, Cabinet initiated a formal four (4) week consultation process in relation to the Phase 2 Proposals.

- 4.3 The comprehensive consultation exercise in respect of the Phase 2 proposals took place over four full weeks and ended on the 24th February 2014 (the “Consultation Exercise”). The report detailing the results of the Consultation Exercise is attached at Appendix 2.
- 4.4 In addition, prior to the meeting a facility was made available for all Cabinet Members to view all consultation responses received through the various channels as a result of the Consultation Exercise. This was to ensure Cabinet give due regard to all elements of the feedback received and not just the specific numbers supporting the Phase 2 proposals, or not, and the summarised views outlined in the Consultation Exercise report. This approach also ensures Cabinet has a comprehensive understanding of the wide range of views and opinions provided by the consultees prior to making their decision.
- 4.5 Should Members decide to proceed with any of the proposals included in Phase 2, Community Groups and / or individuals interested in operating replacement services will be invited and supported to develop robust and sustainable business plans for their delivery. This will be facilitated through the process and support arrangements agreed by Cabinet on the 16th of December 2013 - ‘Operating Replacement Services – Opportunities for Community Groups / Individuals’.

5. DIVERSITY AND EQUALITY IMPLICATIONS

- 5.1 Cabinet Members will of course be fully aware and mindful of the general equality duty introduced by the Equality Act 2010 and the specific public sector equality duties applicable to the Council as a local authority in Wales.
- 5.2 In accordance with the Council’s duties full Equality Impact Assessments (“EIA’s”) have been prepared alongside and supported by the consultation process for each Phase 2 Proposal.
- 5.3 Attached at Appendix 3 to the report are the EIA’s completed for each Phase 2 Proposal. As per the consultation outcomes themselves, the individual EIA’s are now presented to Cabinet to ensure that a fully informed decision is made on each proposal.
- 5.4 The EIA’s consider the potential impact of each Phase 2 proposal consulted on, the designated protected groups and identify any potential mitigation either in place or which can be put in place.

6. PHASE 2 PROPOSALS

- 6.1 Having reviewed in detail the consultation material in relation to the Phase 2 proposals as per paragraph 4.4, and having now had the opportunity to review all of the information contained in the appendices to this report, it is now for Cabinet to decide on whether or not, and if so how, it wishes to proceed with each proposal.

RHONDDA CYNON TAF COUNTY BOROUGH COUNCIL

REPORT FOR CABINET

8th January 2014

MEDIUM TERM SERVICE PLANNING – SERVICE CHANGE PROPOSALS

PHASE 2

REPORT OF THE CORPORATE MANAGEMENT TEAM

AUTHOR: Steve Merritt (01443 424026)

1. PURPOSE OF THE REPORT

- 1.1 This report will outline the second phase of service change proposals required as part of the Council's Medium Term Service Planning arrangements, specifically in the context of the need to reduce spend and enable the Council to fulfil its statutory responsibility and set a balanced budget from 2014/15 onwards.

2. RECOMMENDATIONS

It is recommended that the Cabinet agree:

- 2.1 To initiate a consultation on the service change proposal in respect of **Adult Social Care Charges** as detailed at paragraph 5;
- 2.2 To initiate a consultation on the service change proposal in respect of the **Heritage Service** as detailed at paragraph 6;
- 2.3 To initiate a consultation on the service change proposal in respect of the **Arts and Culture Service** as detailed at paragraph 7;
- 2.4 To initiate a consultation on the service change proposal in respect of **Supported Bus Routes** as detailed at paragraph 8;
- 2.5 To initiate a consultation on the service change proposal in respect of **Paddling Pools** as detailed at paragraph 9;
- 2.6 To initiate a consultation on the service change proposal in respect of **Leisure Services** as detailed at paragraph 10;

- 2.7 To initiate a consultation on the service change proposal in respect of **Street Lighting** as detailed at paragraph 11
- 2.8 To receive a further report detailing the results and feedback from the consultation process (including the results of the Equality Impact Assessments undertaken) in order to determine whether and how it wishes to progress with the proposals.

3. BACKGROUND

- 3.1 On the 27th November 2013, Council received an update on the projected revenue budget position following the announcement of the provisional local government settlement (on the 16th October 2013). With a reduction in funding from Welsh Government at 3.9%, the updated budget gap over the 4 year period is estimated to increase to approaching £70M, with a budget gap for 2014/15 of approximately £19.6M. This position was reaffirmed in the final local government settlement (received on the 11th December 2013).
- 3.2 Given the size of the budget gap faced and the timescale requirements for any implementation of service changes, Cabinet agreed to receive reports on potential service change / cut proposals as soon as these became available. The first phase of proposals were presented to Cabinet on the 21st October 2013.
- 3.3 The proposals contained in this report represent the second phase of proposed changes to Council services. Further phases will be brought forward in due course given the size of the budget gap faced.
- 3.4 This report provides a summary of the proposals and the detail for each is contained in the appropriate appendix, as referenced below in Table 1:

Table 1

Adult Social Care Charges	Appendix 1
The Heritage Service	Appendix 2
Arts and Culture Service	Appendix 3
Supported Bus Routes	Appendix 4
Paddling Pools	Appendix 5
Leisure Services	Appendix 6
Street Lighting	Appendix 7

4 PRINCIPLES

- 4.1 Notwithstanding the anticipated funding reductions, the Council remains committed to its promise to continue to deliver better public services, stronger communities and social justice. Above all we want to make Rhondda Cynon Taf a safer, healthier and more prosperous place to live, work and learn.
- 4.2 The economic climate within which we find ourselves, however, means we must deliver our commitment within the context of reduced available funding and in order to assist us in ensuring our available resources and services are prioritised we will endeavour to test any service change / service reduction or alternate service delivery proposals against the following guiding principles:
- I. Services are as equitable as possible across Rhondda Cynon Taf;**
 - II. Proposals will result in a reasonable level of service remaining in place;**
 - III. Services will remain sustainable over the medium term (3 to 5 years);**
 - IV. Services will, as far as possible, be generally better or as good as the rest of Wales;**
 - V. Services will continue to meet our statutory obligations.**

PROPOSALS - PHASE 2

5 ADULT SOCIAL CARE CHARGES

- 5.1 There are a number of areas where our charging arrangements for social care are both more generous than the levels stipulated by Welsh Government and below the levels charged by most other local authorities in Wales.

LEVELS OF DISREGARD ALLOWED FOR DISABILITY RELATED EXPENDITURE (DRE)

- 5.2 Within the financial assessment calculation for people who pay an assessed charge towards the cost of their non-residential care, there is a deduction for additional costs which they might incur relating to their disability - namely the DRE disregard.
- 5.3 Rhondda Cynon Taf currently operates a DRE rate of 40% of any attendance / disability living allowance received by a service user and it applies to everyone irrespective of what extra expenditure they may

incur. A comparison with other local authorities has identified that the level of this disregard is both high and unusual in that it is applied universally.

- 5.4 There is no statutory requirement to apply any disregard.
- 5.5 It is proposed that the disregard rate for Disability Related Expenditure (DRE) is reduced to 5%.
- 5.6 This proposal would generate additional income of £0.790M per year (full year impact).

CHARGING RATES FOR THE COST OF CARE SERVICES PROVIDED TO THE SERVICE USER

- 5.7 In line with the Council's current policy for non-residential care services, service users (clients) are charged per hour for domiciliary care and per visit for day services. The current charges are £12.05 per hour and £13.40 per visit respectively.
- 5.8 It is proposed that the hourly charge is increased to £17 per hour and that the day rate for day services is increased to £17 per visit. This compares to the cost to the council of providing the services of £17.50 per hour and £77.37 per visit respectively.
- 5.9 Importantly, clients will still be subject to a means tested financial assessment to determine their ability to pay and will only pay a maximum of £50 per week in line with the current cap determined by Welsh Government.
- 5.10 This proposal would generate additional income of £0.134M per year (full year impact).

CHARGING FOR "TIER 1" TELECARE SERVICES

- 5.11 Tier 1 Telecare Services ("Lifeline Service") are provided at a weekly charge to clients of £1.58 per week. This is a subsidised rate with it costing the Council £2.35 per week to provide the service.
- 5.12 It is proposed to increase the charge to £2.35 per week, reflecting the cost to the Council of providing the service.
- 5.13 This proposal would generate additional income of £0.118M per year (full year impact).

INTRODUCING A CONSISTENT APPROACH FOR CHARGING FOR EMI RESIDENTIAL CARE

- 5.14 EMI (Elderly and Mentally Infirm) residential care is provided through a mix of internally run and externally run care homes. Irrespective of the type of home, the Council undertakes the assessment of a clients ability to pay and charges the client accordingly.
- 5.15 The maximum charge for EMI Residential Care provided in an externally provided home is £533 per week. The Council pays the home £533 and then charges the client in line with an assessment of their ability to pay.
- 5.16 The rate charged to residents in Council run homes is a maximum of £503 per week which is clearly not consistent with the rate charged to those clients receiving EMI Residential Care from external providers. This rate is also subsidised in that it currently costs the Council more than this to provide the service.
- 5.17 It is proposed to increase the charges to EMI residents in Council run care homes to the same level as the agreed rate for external home providers.
- 5.18 This proposal would generate additional income of £0.060M per year (full year impact).

INTRODUCE A CONSISTENT APPROACH TO RESPITE CARE CHARGING

- 5.19 The Council's current charging policy is not consistent in its treatment of service users receiving respite care across external and in-house care home providers and in many cases is not based on a user's ability to pay.
- 5.20 In-house service users are charged a flat rate of £10.75 per night (for stays of 6 nights or less) irrespective of an individual's ability to pay. External sector service users are charged in line with the Welsh Governments residential care charging guidance regardless of the period of usage.
- 5.21 It is proposed that the Council introduces a consistent and more equitable model for charging for respite care services based on a financial assessment of a service user's ability to pay in line with the relevant guidance.

- 5.22 This proposal would generate additional income of £0.032M per year (full year impact).

SUMMARY – ADULT SOCIAL CARE CHARGES

- 5.23 The implementation of the aforementioned charging arrangements would provide additional income to the Council of £1.134M per year (full year impact) and it is proposed that these be implemented from 1st April 2014 or as soon as is practicable thereafter.
- 5.24 The full detail of the above proposals are attached at Appendix 1.

6. THE HERITAGE SERVICE

- 6.1 The current service is centred predominantly around 2 venues namely the Cynon Valley Museum and Gallery (Aberdare) and the Rhondda Heritage Park (Trehafod).
- 6.2 The service also has a Service Level Agreement (SLA) in place with Pontypridd Town Council for heritage services in association with the Pontypridd Museum.
- 6.3 The cost of the current service is £0.724M per year.

PROPOSED SERVICE CHANGE

- 6.4 It is proposed that the Rhondda Heritage Park is retained and becomes the hub for the retained Heritage Service for the Council with outreach work supported across the County Borough. The existing opening hours will be reduced but the on-site catering service will be retained (with responsibility for catering services to be transferred to the Council's Internal Catering Service "Catering Direct").
- 6.5 It is also proposed that the Cynon Valley Museum and Gallery is closed and that the Council ends the SLA with Pontypridd Town Council.
- 6.6 The full detail of this proposal is attached at Appendix 2.

FINANCIAL IMPLICATIONS

- 6.7 Implementation of this proposal would deliver savings for the Council of £0.350M per year (full year impact) and it is proposed that this is implemented from 1st April 2014 or as soon as is practicable thereafter.

7. ARTS AND CULTURE SERVICES

- 7.1 The Council's Arts and Cultural Services currently operate 3 theatres, namely the Park and Dare (Treorchy), the Muni (Pontypridd) and the Coliseum (Aberdare). The service also contributes to arts development and collaborates with other authorities through the "ArtsConnect" initiative.
- 7.2 The current cost of the service is £1.258M per year.

PROPOSED SERVICE CHANGE

- 7.3 It is proposed that there is a reduction in the number of theatres to 2 with the Muni proposed for closure.
- 7.4 The remaining service will continue to be part of the "ArtsConnect" initiative with a revised management structure comprising appropriate levels of technical resources and arts development resources, delivering a balanced but reduced programme centred around the 2 remaining theatres supplemented with greater outreach activity.
- 7.5 The full detail of this proposal is attached at Appendix 3.

FINANCIAL IMPLICATIONS

- 7.6 Implementation of this proposal would deliver savings for the Council of £0.4M per year (full year impact) and it is proposed that this is implemented from 1st April 2014 or as soon as is practicable thereafter.

8. SUPPORTED BUS ROUTES

- 8.1 The vast majority of bus services (and 92% of bus journeys) across Rhondda Cynon Taf are run on a commercial basis by the relevant operator.
- 8.2 There are a number of routes however which are not commercially viable and which are determined and supported by the Council, with an annual budget of £0.841M in place to support such routes.
- 8.3 Further routes which are agreed as being strategic in respect of their importance to regional connectivity (plus an allocation for community transport) are funded via the South East Wales Transport Alliance

(SEWTA) amounting to £0.6M (this funding is from the Welsh Government Regional Transport Services Grant).

PROPOSED SERVICE CHANGE

- 8.4 It is proposed that the Council budget in place to support bus services be reduced by £0.4M to £0.441M per year.
- 8.5 An impact assessment has been undertaken to prioritise routes which would be supported now based on the current commercial and subsidised network. The assessment has included usage, subsidy levels per passenger, availability of alternative services, impact on commercial services, shift workers, healthcare / hospital links and education / training.
- 8.6 The routes identified would be subject to change as a result of decisions made outside of the Council (for example, commercial decisions made by bus operators, Welsh Government Funding levels provided directly to bus operators etc.) and future supported routes by the Council would be determined in line with the principles and criteria contained in the above impact assessment framework up to the value of the support proposed by Cabinet.
- 8.7 The full detail of this proposal is attached at Appendix 4.

FINANCIAL IMPLICATIONS

- 8.8 Implementation of this proposal would deliver savings for the Council of £0.4M per year (full year impact) and it is proposed that this is implemented from 1st April 2014 or as soon as is practicable thereafter.

9. PADDLING POOLS

- 9.1 The Council currently has 12 Paddling Pools, 6 in each of the Rhondda and Cynon Valley (3 having been closed during 2013 due to the prohibitive costs of substantial maintenance work that would have been required to enable them to open). The pools are open over the 6 week school summer holiday period.
- 9.2 The maintenance requirements across all remaining paddling pools to ensure their continued operation is in the region of £100k.
- 9.3 The current annual cost of the service is £0.181M per year.

PROPOSED SERVICE CHANGE

- 9.4 It is proposed that all Council paddling pools are closed.
- 9.5 The full detail of this proposal is attached at Appendix 5.

FINANCIAL IMPLICATIONS

- 9.6 The implementation of this proposal would deliver savings for the Council of £0.181M per year (full year impact) and it is proposed that implementation would be from 1st April 2014 or as soon as is practicable thereafter.

10. LEISURE CENTRES

- 10.1 The Council currently operates 8 Leisure Centres (5 of which have swimming pools) and a further 3 stand alone swimming pools.
- 10.2 There is no statutory requirement to provide leisure facilities, the core purpose of the service being to provide affordable opportunities for the residents of Rhondda Cynon Taf to play sport and keep fit.
- 10.3 It is apparent that over the course of time, the facilities have extended into other areas of social activity not aligned to the core purpose, for example health suites, soft play / bouncy castles, weddings / parties etc.
- 10.4 The current annual (Net) cost of the service is £5.012M.

PROPOSED SERVICE CHANGE

- 10.5 It is proposed that the service be redesigned around :
- 3 Core Centres; plus
 - 4 satellite centres with opening times reduced and aligned to demand

10.6 The proposal is thus :

	Option : 3 Core 4 Satellite
Llantrisant Leisure Centre	Retain Core Centre
Rhondda Sports Centre	Retain Core Centre
Michael Sobell Sports Centre (including Aberdare Swimming Pool)	Retain Core Centre
Abercynon Sports Centre	Retain Satellite Centre Reduced Opening
Tonyrefail Sports Centre	Retain Satellite Centre Reduced Opening
Hawthorn Leisure Centre	Retain Satellite Centre Reduced Opening
Rhondda Fach Sports Centre	Retain Satellite Centre Reduced Opening
Llantwit Fardre Leisure Centre	Close
Bronwydd Swimming Pool	Close
Hawthorn Swimming Pool	Seek to Transfer to School

10.7 The full detail for this proposal is attached at Appendix 6.

FINANCIAL IMPLICATIONS

- 10.8 The implementation of this proposal would deliver savings for the Council of £1.2M per year (full year impact) and it is proposed that implementation would be from 1st April 2014 or as soon as is practicable thereafter.

11. STREET LIGHTING

- 11.1 There are currently 28,500 streetlights across Rhondda Cynon Taf in Non residential areas (car parks, by-passes, industrial estates etc), Residential areas and potentially sensitive areas (town centres, road junctions etc).
- 11.2 The current portfolio of streetlights is a mix of LED, dimmed and non-dimmed (“normal”) lighting units which has evolved over time in line with where replacement activity and investment has been necessary. This in itself represents inequity in the current arrangements.
- 11.3 The current annual cost of the provision is £2.3M.

PROPOSED SERVICE CHANGE

- 11.4 The proposed change would see all streetlighting maintained during times of peak road usage with some being switched off between the hours of midnight and 5am. This would result in :
- a) Part night lighting of all streetlights in non residential areas; PLUS
 - b) Part night lighting of alternate streetlights in residential areas; PLUS
 - c) Maintained lighting in potentially sensitive areas (see Appendix 7C) but to review the level of provision and implement alternate options between midnight and 5am where feasible;
- 11.5 The full detail of this proposal is attached at Appendix 7.

FINANCIAL IMPLICATIONS

- 11.6 The implementation of this proposal would deliver savings (net of the cost of implementing) for the council of £0.3M per year (full year impact) and it is proposed that implementation would be from 1st April 2014 or as soon as is practicable thereafter.

12. CONSULTATION

- 12.1 It is crucial that the Council consults fully with the public, staff and other interested stakeholders on these proposals. Consultation feedback will need to feed into decisions on these proposals and ultimately on the future shape of Council services.
- 12.2 It is proposed that a formal four (4) week consultation process be initiated in relation to these proposals. This will be facilitated through a number of methods, ensuring that all who wish to provide feedback and respond to the proposals are able to do so.
- 12.3 The results of the consultation process will be presented to Cabinet to ensure that a fully informed decision is made on all proposals.

13. DIVERSITY IMPLICATIONS

- 13.1 A full Equality Impact Assessment (EIA) will be prepared alongside and supported by the consultation process for each of these proposals. As per the consultation outcomes themselves, the individual EIAs will be presented to Cabinet once completed to ensure that a fully informed decision is made on all proposals.
- 13.2 The equality impact assessment will consider the potential impact of the proposals contained in this report on the designated protected groups and identify any potential mitigation which is in place.

14. STAFFING

- 14.1 A number of the proposals would necessitate a review of staffing levels across the relevant services. These reviews would be carried out in accordance with the Council's statutory obligations and Managing Change policy. Staff and trade unions would be fully consulted at the appropriate time.

15. CONCLUSION

- 15.1 The Council is facing an unprecedented financial challenge over the next 4 years and all services and their delivery must be assessed.
- 15.2 The proposals in this report provide the Cabinet with a number of 'Second Phase' options to contribute towards bridging the budget gap faced by the Council.

- 15.3 If implemented, the proposals contained in this report would deliver £3.965M of full year savings for the Council. Whilst clearly a positive step towards addressing some of the budget gap going forward, the magnitude of the estimated gap (approaching £70M over the 4 years to 2017/18 and for 2014/15 an estimated gap of £19.6M) will necessitate further phases of proposals being brought forward.

APPENDIX 1

DETAILED OPTION APPRAISAL

ADULT SOCIAL CARE CHARGES

BACKGROUND

The Council has discretion over the charging arrangements associated with the provision of various elements of care to adults, in line with relevant guidance. This option appraisal reviews a number of areas where the Council's current charging levels are below the cost of the services provided, are out of line with charges in place at other local authorities or are not equitable.

CHARGING FOR NON RESIDENTIAL ADULT CARE SERVICES

CURRENT ARRANGEMENTS

The Council's charging policy for non-residential adult care services covers the charges that people have to pay when they receive home care, day care and other community based services from the council.

The Policy was last reviewed in 2009.

The Council's current charges are below the levels stipulated in the guidance issued by Welsh Government and below the levels charged by most other local authorities in Wales.

The Welsh Government Guidance includes :

- Councils cannot charge more than £50 per week for the provision of a chargeable service or a combination of chargeable services.
- Councils have to carry out a financial assessment to determine if a service user will be required to pay towards the cost of their care and if so, to calculate how much.
- That a standard amount ("Basic Living Allowance") is allowed for in the financial assessment to cover day to day living costs and disability related expenditure. It varies depending on a service user's age but in all cases is 45% more than the basic amount a person would be assessed as needing to live on under Income Support or Pension Credit rules. 10% of the additional 45% is to cover disability related expenditure.

Welsh Government have determined "Basic Living Allowances" for 2013/14 as follows:

Pensioner (Single) aged 60 plus	£210.83
---------------------------------	---------

Pensioner (Couple) aged 60 plus	£321.98
Disabled adult (Single) aged 18-59	£170.88
Disabled adult (Couple) aged 18-59	£258.83

It should be noted that nobody will be left with less than the basic living allowance to live on each week after they have contributed to the cost of their care.

However, Councils have some discretion over decisions about what to include in their Charging policy.

LEVELS OF DISREGARD ALLOWED FOR DISABILITY RELATED EXPENDITURE (DRE)

Disability Related Expenditure (DRE) is the money that people spend on things which are essential to help with their disability.

As mentioned above, the Welsh Government require a standard allowance of 10% (of the basic amount a person would be assessed as needing to live on under Income Support or Pension Credit rules) to be included within the financial assessment calculations for each service user. This is to allow for the additional costs relating to a service users disability that they might expect to incur in looking after themselves, their home and any transport/travel needs. This is known as the DRE disregard. For single older people this equates to £14.27 per week and the average for others is about £10.90 per week.

In addition to this, Rhondda Cynon Taf under its current charging policy disregards 40% of any Attendance Allowance or Disability Living Allowance (Care) (AA or DLA) received by a service user in the assessment of their ability to pay. This applies to all service users in receipt of AA or DLA irrespective of what extra expenditure they may incur. For someone in receipt of lower rate DLA this currently equates to an additional £8.40 per week; for someone in receipt of middle rate DLA/lower rate AA this amounts to £21.22 per week and for someone in receipt of higher DLA/AA this amounts to £31.66 per week.

Applying this additional discretionary disregard currently costs the Council approximately £900,000 per annum.

A comparison with other local authorities has identified that the level of this disregard in Rhondda Cynon Taf is both high and unusual in that it is applied universally. Rhondda Cynon Taf is one of 5 local authorities across Wales that provide a general disregard of DLA/AA. Locally, Merthyr Tydfil, Caerphilly and Vale of Glamorgan do not. Bridgend Council recently took the decision to fully remove their general flat-rate disregard of £20.55 per week in April 2013.

OPTIONS FOR CHANGE

1. Status Quo – no change
2. Reduce level of DRE disregard:
 - a. from 40% to 20%
 - b. from 40% to 5%
 - c. from 40% to nil

Appendix 1A provides an analysis of the consideration of each option and the reasons for progressing or not progressing with each.

The proposed preferred option was 2b.

PREFERRED OPTION DETAILS

Attendance Allowance and Disability Living Allowance (Care) are benefits paid to people who need help with personal care. Because these benefits are paid for personal care the Council considers it reasonable to take a greater proportion of them into account when assessing what someone has to pay.

The proposal, therefore, is to reduce the level of DRE disregard to 5% of DLA (Care) or AA, in addition to the standard 10% allowance which the Welsh Government requires the Council to make during the financial assessment. This would still leave the Council offering greater levels of income protection than required by Welsh Government and provided by neighbouring local authorities.

Appendix 1B provides an analysis of the impact on client numbers.

FINANCIAL APPRAISAL

The preferred option would deliver savings in a full year of £790k, based on current service user numbers.

CHARGING RATES FOR THE COST OF CARE SERVICES PROVIDED TO THE SERVICE USER

Despite applying price increases over recent years the charge for the costs of domiciliary care and day services remains significantly below the actual cost to the Council of delivering the care to the service user (current charges are £12.05 per hour for domiciliary care and £13.40 per visit for day care services as compared to a cost to the Council of £17.50 per hour and £77.37 per visit respectively).

OPTIONS FOR CHANGE

1. Status Quo – no change
2. Increase domiciliary care and day services rates to £14 per hour / per visit
3. Increase domiciliary care and day services rates to £17 per hour / per visit

4. Increase domiciliary care and day services rates to £20 per hour / per visit

Appendix 1A provides an analysis of the consideration of each option and the reasons for progressing or not progressing with each.

The proposed preferred option was 3.

PREFERRED OPTION DETAILS

It is proposed to increase the charge for domiciliary care services and day services to £17 per hour / visit in order to reduce the levels of subsidy provided by the Council. This means that more of the costs would be passed on to service users who have been assessed to have the ability to pay.

However, it is important to note that as a result of any policy changes, services users would be able to have a means tested financial assessment to determine their ability to pay and that any charge would be a maximum of £50 per week. As now, there would be service users who would not pay anything, and around 48% would have no change to their charges as a result of this proposal.

Appendix 1B provides an analysis of the impact on client numbers.

FINANCIAL APPRAISAL

The preferred option would deliver savings in a full year of £134k based on current service user numbers.

CHARGING FOR “TIER 1” TELECARE SERVICES

Tier 1 is the Council's "Lifeline Service" and is available to all residents of Rhondda Cynon Taf on a self referral basis and non-assessed. There are currently around 3,000 users of the service across the County Borough.

It is a non-statutory service and consists of a pendant alarm and a base unit linked to the service users' home telephone line, which enables the service user to raise an alarm that is picked up by the Council's own call monitoring centre.

Charges for the Lifeline Service are not financially assessed as part of the charging policy for non-residential adult care services. All service users are charged at a non-assessed flat rate of £1.58 per week - approximately 48% of what it actually costs the Council to provide the service.

The current weekly rate compares favourably with the rates charged by other neighbouring local authorities. Unlike some other local authorities this Council provides and installs the equipment free of charge.

OPTIONS FOR CHANGE

1. Status Quo – no change
2. Increase charges to a level equivalent to the cost of providing the service

Appendix 1A provides an analysis of the consideration of each option and the reasons for progressing or not progressing with each.

The proposed preferred option was 2.

PREFERRED OPTION DETAILS

The proposal is to remove the current subsidy in full from lifeline service provision. If implemented, this would result in an increase in the current charge from £1.58 to £2.35 per week. Around 3,000 service users would be affected by these changes.

The Council would still continue to provide and install the Telecare equipment free of charge.

FINANCIAL APPRAISAL

The preferred option would deliver savings in a full year of £118k based on current service user numbers.

INTRODUCING A CONSISTENT APPROACH FOR CHARGING FOR EMI RESIDENTIAL CARE

The national guidance 'Charging for Residential Accommodation Guidelines' (CRAG), is issued by the Welsh Government and specifies the basis of calculating the assistance a person is entitled to towards meeting the cost of fees charged within a care home setting.

Current residential care home fees determined by the Council for 2013/14 are:

Independent Sector Care Home	Weekly fees
Elderly frail residents	£503
EMI residents	£533
Council owned Care Home	
All residents	£503

Our current charging policy for residential care services is not consistent in its treatment of Elderly and Mentally Infirm (EMI) service users (ie. clients with dementia). EMI residents in a Council run care home are currently charged a maximum fee (equivalent to the elderly frail resident fee) of £503 per week (this rate is also subsidised in that it currently costs the Council above this to provide the service). This is below the charge to EMI residents living in independent sector care homes who are charged a higher maximum fee of £533 per week.

OPTIONS FOR CHANGE

1. Status Quo – no change
2. Adopt a consistent approach whereby the Council applies the Independent Sector EMI residential care rate to in-house EMI residential care provision

Appendix 1A provides an analysis of the consideration of each option and the reasons for progressing or not progressing with each.

The proposed preferred option was 2.

PREFERRED OPTION DETAILS

The introduction of the Independent sector EMI residential care rate to in-house EMI residential care provision would ensure equity of charging structures across the residential care home sector.

There are currently 130 existing service users who would be affected by the proposed change, all of whom would be financially assessed to determine their ability to pay the higher EMI residential rate

FINANCIAL APPRAISAL

The preferred option would deliver savings in a full year of £60k based on current service user numbers.

INTRODUCE A CONSISTENT APPROACH TO RESPITE CARE CHARGING

Our current charging policy for residential respite care is not consistent in its treatment of service users in receipt of services from independent sector and in-house residential home facilities.

Services users in receipt of in-house residential care services are charged a flat rate of £10.75 per night for the first 6 nights, irrespective of their ability to pay (7 nights or more are financially assessed). However, a service user accessing independent sector residential respite care are, from day one, financially assessed in order to determine their level of charge.

In addition, under the current policy young people with a learning disability aged 18-21 years are not charged for respite care services.

OPTIONS FOR CHANGE

1. Status Quo – no change
2. Apply “flat-rate” to all residential respite care services
3. Adopt a consistent approach whereby the Council applies an assessed charge to all residential respite care services (in line with CRAG).

Appendix 1A provides an analysis of the consideration of each option and the reasons for progressing or not progressing with each.

The proposed preferred option was 3.

PREFERRED OPTION DETAILS

The proposal would result in the introduction of a financially assessed charging policy across all residential respite care services (with the exception of those services provided under provisions of the Children’s Act, 1989) and therefore create fairer and more consistent charging arrangements.

All charges would be based on both level of use and the services users’ assessed ability to pay.

There are currently up to 300 service users who would be affected by the proposal, some of whom would have a reduced charge.

FINANCIAL APPRAISAL

The preferred option would deliver savings in a full year of £32k based on current service user numbers.

SUMMARY

The financial implications of the charging proposals outlined in this option appraisal are summarised below:

PROPOSAL	SAVINGS (FULL YEAR) £
Levels of Disregard Allowed for Disability Related Expenditure (DRE)	£790k
Charging Rates for the Cost of Care Services Provided to the Service User	£134k
Charging for "Tier 1" Telecare Services	£118k
Charging for EMI Residential Care	£60k
Charging for Respite Care Services	£32k
	£1,134k

APPENDIX 1A

INITIAL LONG LIST OF OPTIONS

Option	Advantages	Disadvantages	Recommended Option (Yes / No)
CHARGING FOR NON-RESIDENTIAL ADULT CARE SERVICES LEVELS OF DISREGARD ALLOWED FOR DISABILITY RELATED EXPENDITURE (DRE)			
Option 1 – Status Quo	<ul style="list-style-type: none"> No impact on service users 	<ul style="list-style-type: none"> DRE disregard remains high when compared to other local authorities and inequitable in that it is applied to everyone in receipt of DLA / AA irrespective of need and what extra expenditure they may incur Charging policy remains, in parts, more generous than the guidelines issued by the Welsh Government Service charges remain significantly lower than actual costs and therefore maintains the level of subsidy required Missed opportunity to maximise income Would remain out of line with policies of our neighbouring Authorities 	No
Option 2a - Reduce level of DRE disregard from 40% to 20%	<ul style="list-style-type: none"> Increase in income of £460k, therefore reducing the subsidy required 	<ul style="list-style-type: none"> DRE disregard remains high when compared to other local authorities and inequitable in that it is applied to everyone in receipt of DLA / AA 	No

	<ul style="list-style-type: none"> • Any increases would to some extent be mitigated by the £50 cap as no one would be expected to pay more than £50 	<p>irrespective of need and what extra expenditure they may incur</p> <ul style="list-style-type: none"> • Some people would have to pay more than they currently do, subject to an assessment to take account of the persons ability to pay • An increase in charges may lead to some people cancelling or requesting a reduction in the level of their service • Charging policy remains, in parts, more generous than the guidelines issued by the Welsh Government • Potential for increased claims for individual assessment of DRE. A successful claim for additional allowances may in some cases reduce the amount a service user has to pay. This could potentially increase administration costs 	
<p>Option 2b - Reduce level of DRE disregard from 40% to 5%</p>	<ul style="list-style-type: none"> • Greater increase in income (£790k) therefore reducing the subsidy required • Service Users would still be protected by the £50 per week cap (no one would be expected to pay more than £50 per week) 	<ul style="list-style-type: none"> • DRE disregard is inequitable in that it is applied to everyone in receipt of DLA / AA irrespective of need and what extra expenditure they may incur • Some people would have to pay more than they currently do, subject to an assessment to take account of the persons ability to pay • An increase in charges may lead to some people cancelling or requesting a reduction in the level of their service 	<p>Yes</p>

		<ul style="list-style-type: none"> Charging policy remains, in parts, more generous than the guidelines issued by the Welsh Government Potential for increased claims for individual assessment of DRE. A successful claim for additional allowances may in some cases reduce the amount a service user has to pay. This could potentially increase administration costs 	
<p>Option 2c – Reduce level of DRE disregard from 40% to nil</p>	<ul style="list-style-type: none"> Greater increase in income (£895k) therefore reducing the subsidy required Service Users would still be protected by the £50 per week cap (no one would be expected to pay more than £50 per week) 	<ul style="list-style-type: none"> Some people would have to pay more than they currently do, subject to an assessment to take account of the persons ability to pay An increase in charges may lead to some people cancelling or requesting a reduction in the level of their service Potential for increased claims for individual assessment of DRE. A successful claim for additional allowances may in some cases reduce the amount a service user has to pay. This could potentially increase administration costs 	No
<p>CHARGING FOR NON-RESIDENTIAL ADULT CARE SERVICES CHARGING RATES FOR THE COST OF CARE SERVICES PROVIDED TO THE SERVICE USER</p>			
<p>Option 1 – Status Quo – no change</p>	<ul style="list-style-type: none"> No impact on service users 	<ul style="list-style-type: none"> Service charges remain significantly lower than actual costs and therefore maintains the level of subsidy required 	

		<ul style="list-style-type: none"> • Missed opportunity to maximise income 	
<p>Option 2 – Increase domiciliary care and day services rates to £14 per hour / per visit</p>	<ul style="list-style-type: none"> • Increase in income (£47k - £62k subject to DRE decision) therefore reducing the subsidy required • Service charges remain subsidised therefore limiting impact of increase on individual service users • Service Users would still be protected by the £50 per week cap (no one would be expected to pay more than £50 per week) 	<ul style="list-style-type: none"> • Some people would have to pay more than they currently do, subject to an assessment to take account of the persons ability to pay • An increase in charges may lead to some people cancelling or requesting a reduction in the level of their service 	No
<p>Option 3 – Increase domiciliary care and day services rates to £17 per hour / per visit</p>	<ul style="list-style-type: none"> • Increase in income (£111k - 143k subject to DRE decision) therefore reducing the subsidy required • Day Service charges remain subsidised therefore limiting impact of increase on individual service users • Service Users would still be protected by the £50 per week cap (no one would be expected to pay more than £50 per week) 	<ul style="list-style-type: none"> • Some people would have to pay more than they currently do, subject to an assessment to take account of the persons ability to pay • An increase in charges may lead to some people cancelling or requesting a reduction in the level of their service 	Yes

<p>Option 4 – Increase domiciliary care and day services rates to £20 per hour / per visit</p>	<ul style="list-style-type: none"> • Increase in income (£165k - £211k subject to DRE decision) therefore reducing the subsidy required • Day Service charges remain subsidised therefore limiting impact of increase on individual service users • Service Users would still be protected by the £50 per week cap (no one would be expected to pay more than £50 per week) 	<ul style="list-style-type: none"> • Some people would have to pay more than they currently do, subject to an assessment to take account of the persons ability to pay • An increase in charges may lead to some people cancelling or requesting a reduction in the level of their service 	<p>No</p>
<p>CHARGING FOR TIER 1 TELECARE CHARGES</p>			
<p>Option 1 - Status Quo – no change</p>	<ul style="list-style-type: none"> • No impact for service users 	<ul style="list-style-type: none"> • No financial assessment of a service user’s ability to pay and need of service • No additional income generated 	<p>No</p>
<p>Option 2 - Increase charges to a level equivalent to the cost of providing the service</p>	<ul style="list-style-type: none"> • Increase in income (£118k) • Charge reflective of cost of service being provided 	<ul style="list-style-type: none"> • No financial assessment of a service user’s ability to pay and need of service 	<p>Yes</p>
<p>CHARGING FOR EMI RESIDENTIAL CARE</p>			
<p>Option 1 - Status Quo – no change</p>	<ul style="list-style-type: none"> • No impact for service users 	<ul style="list-style-type: none"> • No consistent approach to charging for EMI residential care across the Authority • Missed opportunity to maximise income 	<p>No</p>

		<ul style="list-style-type: none"> • Would remain out of line with practices of our neighbouring Authorities 	
Option 2 - Apply EMI residential care rate to in-house residential care home provision	<ul style="list-style-type: none"> • Consistent approach to charging for EMI residential care services • Increase in income (£60k) and therefore reduce the subsidy required 	<ul style="list-style-type: none"> • Some people would have to pay more than they currently do, subject to an assessment to take account of the persons ability to pay 	Yes
CHARGING FOR RESPITE CARE SERVICES			
Option 1 - Status Quo – no change	<ul style="list-style-type: none"> • No impact for service users 	<ul style="list-style-type: none"> • No consistent approach to charging for respite care services across the Authority • Missed opportunity to maximise income • No financial assessment of a service user’s ability to pay if accessing in-house provision • Would remain out of line with practices of the vast majority of our neighbouring Authorities. 	No
Option 2 - Apply “flat-rate” to all residential respite care services	<ul style="list-style-type: none"> • Consistent approach to charging for respite care services across the Authority • Some people would pay less than they currently do 	<ul style="list-style-type: none"> • No financial assessment of a service user’s ability to pay • Some people would have to start paying a charge or pay more than they currently do without an assessed ability to do so • Potential reduction in income and therefore increasing the level of subsidy required 	No
Option 3 - Apply an	<ul style="list-style-type: none"> • Consistent approach to 	<ul style="list-style-type: none"> • Some people would have to pay more than 	Yes

<p>assessed charge in with CRAG to all residential respite care services.</p>	<p>charging for respite care services across the Authority</p> <ul style="list-style-type: none">• Some people would pay less than they currently do• Increase in income (£32k) and therefore reducing the subsidy required	<p>they currently do, subject to an assessment to take account of the persons ability to pay</p>	
---	--	--	--

APPENDIX 1B**CLIENT ANALYSIS – CHARGING FOR NON RESIDENTIAL CARE**

The proposal to reduce the DRE (to 5%) and to increase charges for care services (to £17 per hour) would result in approximately 48% of existing service users seeing no change to the level of charge.

Service user impact		Weekly increase
%	Nos.	
47.9%	1,319	no change
9.1%	250	up to £4.99
18.8%	519	between £5.00 and £9.99
5.6%	154	between £10.00 and £14.99
9.4%	259	between £15.00 and £19.99
5.7%	158	between £20.00 and £24.99
3.4%	93	between £25.00 and £29.99
0.1%	2	between £30.00 and £34.99
100%	2,754	

***It should be noted that nobody would be left with less than the basic living allowance to live on each week after they have contributed to the cost of their care.

Pensioner (Single) aged 60 plus	£210.83
Pensioner (Couple) aged 60 plus	£321.98
Disabled adult (Single) aged 18-59	£170.88
Disabled adult (Couple) aged 18-59	£258.83

APPENDIX 2

DETAILED OPTION APPRAISAL

PROPOSAL TO AMEND THE HERITAGE SERVICE

CURRENT ARRANGEMENTS

The Heritage Service comprises Rhondda Heritage Park and Cynon Valley Museum & Gallery (which are both owned by the Council), a central Heritage Team and an SLA with Pontypridd Town Council for heritage services in association with the Pontypridd Museum.

There is no statutory basis to any part of the service.

Rhondda Heritage Park

Rhondda Heritage Park (RHP) was established in 1989 as a heritage tourist attraction, interpreting the mining heritage of the Rhondda Valley. The principal visitor experience is a 40 minute guided 'Black Gold Tour' of the mine buildings, an underground experience, all led by one of four former miners employed as Tour Guides.

The opening hours are 9am to 4:30pm every day between Easter and October. The venue is closed to the public on Mondays from November until Easter.

The Visitor Centre provides a museum environment of social history collections themed around a village street, shops and miner's cottage. Additionally, the centre includes an art gallery with a programme of changing exhibitions, including items for sale. There is also a gift shop and café serving beverages, snacks and meals. Some parts of the site have listed building status.

The Energy Zone provides a high quality outdoor children's play area. Entry fee is included with the main tour or separately at a reduced price.

The centre has conference facilities capable of accommodating up to 60 delegates (with refreshments and buffets).

The most popular attraction at RHP is Santa's Toy Mine, which is open annually in the lead up to Christmas.

Admission charges and visitor numbers are shown at Appendix 2A.

Cynon Valley Museum & Gallery

Cynon Valley Museum & Gallery opened in 2001 after being developed with the support of the Heritage Lottery Fund. The museum & gallery is situated on the site of the 19th century Gadlys Ironworks.

The Cynon Valley Museum & Gallery is a nationally accredited museum. This status is awarded by the Arts Council and stipulates national standards for museums.

The opening hours are 9am to 4:30pm Monday to Saturday.

The museum provides the valleys history via an interactive journey through the 'Footprints through Time' gallery to see how the lives of the people of the Cynon Valley have changed, through for example, the arrival and decline of heavy industry, religious fervour, and war.

Visitors to the art gallery can experience quality contemporary Welsh art, craft and design through the 'Space' gallery programme of changing exhibitions.

There is also a shop which offers an extensive range of craft and design led gifts including jewellery, glass and ceramics. A large range of art books, limited edition prints and local history publications are also available.

The Footprints Café offers a range of light snacks and drinks which are available until 3.30 pm every day.

There are no admission charges for the museum. Visitor numbers are shown at Appendix 2A.

Educational Activities based at Rhondda Heritage Park

A range of education services are offered to support the National Curriculum Key Stage I and Key Stage II.

Schools can book throughout the year for a range of hands on activities on themes such as 'Grandma's Washday' and 'Shopping in the Past'. There are also themed education weeks which include Tudors & Stuarts, Romans & Celts, Victorian Life and World War Two.

Heritage Role

The Heritage Team works across the Council, and with other partners, on specific projects such as the Blue Plaque scheme, Heritage Trails and Tourism.

Pontypridd Museum

Pontypridd Museum is located at the Tabernacl Chapel, at the north end of the town. It was purchased by Pontypridd Town Council in 1983 and re-

opened as the town's museum in 1986. The museum depicts the industrial, social and cultural history of Pontypridd, emphasising the distinctive history of the town.

Pontypridd Museum is owned and staffed by Pontypridd Town Council. This Council has an SLA in place with Pontypridd Town Council for heritage services associated with the museum.

The total current cost of the Heritage Service is **£0.724M** per year as detailed below.

Area	2013/14 Net Budget £'000
Management and other central posts and costs	107
Rhondda Heritage Park	283
Cynon Valley Museum	215
Educational Activities	31
Heritage Projects	52
Pontypridd Town Council (museum) SLA	36
Total	724

Appendix 2A shows details of the income levels for both of the Council venues.

OPTIONS FOR CHANGE – LONG LIST OF OPTIONS

A number of options have been considered for amending the Heritage service provision:

- 1) Closure of Rhondda Heritage Park
- 2) Closure of Cynon Valley Museum & Gallery
- 3) Closure of both venues and overall reduction in service provision
- 4) Reduced opening hours of venues and overall reduction in service provision
- 5) Ending the SLA with Pontypridd Town Council for for heritage services associated with the museum
- 6) Discontinue whole service
- 7) Transfer venues to a trust or other interested organisation

The recommended proposal was a combination of option 2 – closure of Cynon Valley Museum, option 4 – reduced opening hours being implemented at Rhondda Heritage Park with other reductions in service provision, plus, option 5 – ending the SLA with Pontypridd Town Council.

PROPOSED OPTION – DETAILS

The proposed option would result in the closure of Cynon Valley Museum and reduced opening hours at Rhondda Heritage Park. This would also result in reductions in operational staffing at Rhondda Heritage Park and savings in management and other central costs due to the overall reduction in the Heritage Service.

The SLA with Pontypridd Town Council would not be continued. The current SLA finishes on 31st March 2014 and would not be renewed.

Gifts, artifacts, and display items currently held at the Cynon Valley Museum would be transferred to appropriate alternative venues.

Rhondda Heritage Park would remain open but opening hours would be 10:30am to 4:30pm Tuesday to Saturday, reducing from 9am to 4:30pm 7 days per week (closed to the public on Mondays from November to Easter). It would also still provide:

- A virtual underground experience tour
- An education offer via the museum and tour element
- Historically significant buildings and structures
- A high quality play area
- An art gallery
- Conference facilities
- A venue for events
- A social history museum in a relatively central location within the county borough
- A visitor attraction
- Gift shop
- Café

FINANCIAL APPRAISAL

The preferred option would deliver savings in a full year of £0.350M.

APPENDIX 2A**CHARGES AND USAGE ANALYSIS****ADMISSION CHARGES**

Admission charges for Rhondda Heritage Park are as follows:

Area	Adult £	Child/ Conc- ession £	Senior £	Family of 4 £	Family of 6 £
Visitor Centre	Free				
Art Gallery					
Gift Shop & Café					
Black Gold Tour	£3.50	£2.50	£3.00	£10.00	£14.00
Energy Zone	£2.00 per child, £1.50 for members of the Mini Miners Club which is free to join. £1.00 after 2pm				
Santa's Toy Mine	£4.95	£6.95	-	-	-
Santa's Toy Mine Christmas Eve	£5.95	£7.95	-	-	-

INCOME LEVELS

Income levels for the Rhondda Heritage Park and Cynon Valley Museum over the past 3 years are as follows:

Income Type	2010/11 £'000		2011/12 £'000		2012/13 £'000	
	RHP	CVM	RHP	CVM	RHP	CVM
Admission Charges	80	-	73	-	68	-
Catering & Functions - External Customers	34	30	36	33	43	50
Catering & Functions - Internal Customers	9	3	8	2	9	4
Souvenir Gift Shop	38	21	38	29	37	31
Gallery Sales Commission	10	-	10	-	9	-
Total Operating Income	171	54	165	64	166	85
External funding	-	-	4	12	18	16
Total	171	54	169	76	184	101

VISITOR NUMBERS

Visitor numbers for the past 3 years for both venues are as follows:

Venue	2010/11	2011/12	2012/13
RHP	41,200	38,831	32,044
CVM	40,748	51,070	49,584

Visitor numbers are based on locally collected data and are not validated.

APPENDIX 2B

INITIAL LONG LIST OF OPTIONS

Option	Advantages	Disadvantages	Recommended to be taken forward
1) Closure of Rhondda Heritage Park	<ul style="list-style-type: none"> • Removal of ongoing costs of maintenance of listed buildings and ancient monuments; • No legal restrictions preventing sale of site; • Savings of £283K. 	<ul style="list-style-type: none"> • Loss of key heritage venue in the County Borough, in a relatively central location; • Loss of venue with historical and cultural significance; • Loss of venue with multi purpose spaces and attractions giving more potential for future use; • Loss of venue used by schools to support curriculum at key stages 1 and 2; • Reduced capacity to continue delivering wider heritage service; • Many of the historical items are intrinsic in the fabric of the site, therefore relocating them would be difficult and diminish their historical significance; • Would be difficult use the site for another service due to the nature and geography of the site; • Generates more income than Cynon Valley Museum & Gallery. 	No

<p>2) Closure of Cynon Valley Museum & Gallery</p>	<ul style="list-style-type: none"> • No legal restrictions preventing sale of site; • Heritage service can focus resources on Rhondda Heritage Park which has greater historical and cultural significance; • Savings of £215K. 	<ul style="list-style-type: none"> • Loss of nationally accredited museum (awarded by the Arts Council) in the County Borough; • Loss of venue used by schools to support curriculum at key stages 1 and 2; • Loss of heritage centre in Cynon area; • Reduced capacity to continue delivering wider heritage service; • Need to develop appropriate stores and identify potential display facilities at the Rhondda Heritage Park 	<p>Yes</p>
<p>3) Closure of both venues and overall reduction in service provision</p>	<ul style="list-style-type: none"> • As options 1 and 2; • Savings of £636K. 	<ul style="list-style-type: none"> • As options 1 and 2; • Necessary to find an organisation to take ownership of large collection of objects. 	<p>No</p>
<p>4) Reduced opening hours of venues and overall reduction in service provision</p>	<ul style="list-style-type: none"> • Retention of a museum in each area; • Savings of £297K. 	<ul style="list-style-type: none"> • Reduced visitor offer; • Reduced capacity for income generation; • Poor use of assets with venues only being open part time. 	<p>Yes (Part)</p>
<p>5) End the SLA with Pontypridd Town Council</p>	<ul style="list-style-type: none"> • Reduction in heritage support associated with Pontypridd Museum which can be managed by the Council; • Savings of £36K. 	<ul style="list-style-type: none"> • Reduced income for Pontypridd Town Council and potential impact on funding for Pontypridd Museum; • Reduction in capacity for wider heritage service. 	<p>Yes</p>
<p>6) Discontinue whole service</p>	<ul style="list-style-type: none"> • Removal of ongoing cost of maintenance of listed buildings and 	<ul style="list-style-type: none"> • As options 1 and 2; • Loss of research capacity; 	<p>No</p>

	<p>ancient monuments;</p> <ul style="list-style-type: none"> • Savings of £724K. 	<ul style="list-style-type: none"> • Loss of all museum provision; • Loss of all events venues; • Loss of heritage input into partnerships. 	
7) Transfer venues to a trust or other interested organisation	<ul style="list-style-type: none"> • Retention of heritage centres; • Strategic plans for venues would be community led; • Saving of £32K (NDR) with any potential for additional savings needing to be fully assessed. 	<ul style="list-style-type: none"> • No appropriate existing local trusts to take ownership; • Lack of capacity of national organisations to take on ownership; • Potential loss of control of venues by the Council, limiting future planning; • Savings difficult to accurately quantify and would potentially take a long period to realise (likely ongoing funding commitment required from the Council). 	No

APPENDIX 3

DETAILED OPTION APPRAISAL

PROPOSALS TO AMEND THE ARTS & CULTURE SERVICE

CURRENT ARRANGEMENTS

The Council's Cultural Services currently operates 3 theatres namely the Park and Dare (Treorchy), The Muni (Pontypridd) and The Coliseum (Aberdare). This is complemented with an Arts Development function which supports and develops arts engagement and creative industry opportunities for all ages, (alongside the TakepART participatory arts programme), especially young people and older adults.

The service also collaborates through the "ArtsConnect" initiative with Bridgend, Merthyr and the Vale of Glamorgan.

Cultural Services, through RCT Theatres, presents a diverse programme of professional comedy, dance, drama, music, theatre entertainment and pantomime throughout the year. Digital film technology has recently been installed in the Coliseum and Park & Dare.

There is no statutory basis to the service.

RCT Theatres comprise:

Facility	Capacity
Park & Dare, Treorchy	<ul style="list-style-type: none"> 660 seat main auditorium
The Muni, Pontypridd	<ul style="list-style-type: none"> 300 seat main auditorium / 400 standing capacity
Coliseum, Aberdare	<ul style="list-style-type: none"> 595 seat auditorium

The total revenue budget for the service for 2013/14 amounts to £1.258M p.a.

The table below details the 2012/13 Events and attendances at each of the theatre venues

Theatre	Type of Event	Events	Attendances	Attendances per Event
Coliseum	Cinema	145	1,999	13.79
	Prof. Artistic	64	12,131	189.55
	Community hires	46	15,722	341.78
	Total	255	29,852	117.07
Muni	Cinema	0	0	N/A
	Prof. Artistic	95	17,929	188.73
	Community hires	40	8,233	205.83
	Total	135	26,162	193.79
Park & Dare	Cinema	38	916	24.11
	Prof. Artistic	44	7,554	171.68
	Community hires	64	18,538	289.66
	Total	146	27,008	184.99
	Grand Total	536	83,022	154.89

The cinema figures above are before the introduction of digital cinema into the Coliseum and Park & Dare in summer 2013. Since the introduction of digital cinema in July 2013 the combined attendances have exceeded 11,488 to the end of October 2013 (average per event attendances of 33 and 70 at the Coliseum and Park and Dare respectively).

OPTIONS FOR CHANGE – LONG LIST OF OPTIONS

A number of options were initially considered for amending the service provision.

These were :

1. Close all RCT Theatres
2. Reduce to 1 Theatre with a continued varied arts programme
3. Reduce to 1 Theatre with a balanced but reduced arts programme
4. Reduce to 2 Theatres with a continued varied arts programme
5. Reduce to 2 Theatres with a balanced but reduced arts programme
6. Outsource to private sector
7. Outsource to an existing Charitable Trust

Appendix 3A provides an analysis of the consideration of each option and the reasons for progressing or not progressing with each.

The recommended proposal was Option 5, reduce to 2 Theatres with a balanced but reduced arts programme.

PREFERRED OPTION – DETAILS

Detailed in the table below are the theatres now recommended to be retained.

	Preferred Option
Coliseum	Retain with a balanced but reduced arts programme
Muni Arts Centre	Close
Park & Dare	Retain with a balanced but reduced arts programme

Appendix 3B shows the rationale for determining the theatres proposed to be retained.

FINANCIAL APPRAISAL

The preferred option would deliver savings in a full year of £400k.

APPENDIX 3A

INITIAL LONG LIST OF OPTIONS

Options		Advantages	Disadvantages	Recommended to be taken forward
1	Close all RCT Theatres	<ul style="list-style-type: none"> • Generate financial savings of £1M • Maintains Arts Development function 	<ul style="list-style-type: none"> • No Council run theatre venues within RCT • No access to Arts Council of Wales grant funding • Removal of varied arts programme (professional /amateur /community) • Removal of opportunity for amateur arts companies • Removal of digital cinema • Removal of community use opportunities • Removal of school use opportunities • Impact on ArtsConnect collaboration 	No
2	Reduce to 1 Theatre (The Coliseum) with a continued varied arts programme	<ul style="list-style-type: none"> • Generate financial savings of £500k • Maintains Arts Development function • Maintains a varied arts programme (with professional artistic element) • Maintains a venue with digital cinema • Maintains access to Arts Council of Wales grant funding 	<ul style="list-style-type: none"> • Closure of the Muni and the Park and Dare and consequently no Council run theatre venues in Rhondda or Taff Ely • Reduction in the varied arts programme (professional /amateur /community) • Reduction of opportunity for amateur arts companies • Reduction in digital cinema • Reduction in availability for community use • Reduction in school use opportunities 	No

			<ul style="list-style-type: none"> • Impact on ArtsConnect collaboration 	
3	Reduce to 1 Theatre (The Coliseum) with a balanced but reduced arts programme	<ul style="list-style-type: none"> • Generate financial savings of 700k • Maintains Arts Development function • Maintains a venue with digital cinema 	<ul style="list-style-type: none"> • Closure of the Muni and the Park and Dare and consequently no Council run theatre venues in Rhondda or Taff Ely • Limited access to Arts Council of Wales grant funding • Reduced arts programme (concentrating mainly on commercial performances) • Reduction of opportunity for amateur arts companies • Reduction in digital cinema • Reduction in availability for community use • Reduction in school use opportunities • Impact on ArtsConnect collaboration 	No
4	Reduce to 2 Theatres (The Coliseum and The Park and Dare) with a continued varied arts programme	<ul style="list-style-type: none"> • Generate financial savings of £200k • Maintains Arts Development function • Maintains a varied arts programme (with professional artistic element) • Maintains access to Arts Council of Wales grant funding • Limited Impact on ArtsConnect collaboration • Maintains digital cinema 	<ul style="list-style-type: none"> • Closure of The Muni and consequently no Council run theatre venue in Taff Ely area • Reduction in the varied arts programme (professional /amateur /community) • Reduction of opportunity for amateur arts companies • Reduction in availability for community use • Reduction in school use opportunities 	No

			<ul style="list-style-type: none"> • Impact on ArtsConnect collaboration 	
5	Reduce to 2 Theatres (The Coliseum and The Park and Dare) with a balanced but reduced arts programme	<ul style="list-style-type: none"> • Generate financial savings of £400k • Maintains Arts Development function • Maintains digital cinema 	<ul style="list-style-type: none"> • Closure of the Muni and consequently no Council run theatre venue in Taff Ely area • Limited access to Arts Council of Wales grant funding • Reduced arts programme (concentrating mainly on commercial performances) • Reduction of opportunity for amateur arts companies • Reduction in availability for community use • Reduction in school use opportunities • Impact on ArtsConnect collaboration 	Yes
6	Outsource to private sector	<ul style="list-style-type: none"> • Subject to detailed assessment (£26k NDR) • Maintains current number of theatres • Maintains Arts Development function • Transfer of operating risk • Access to external investment • Protects resources by ring fencing through a contract • Likely to increase income generation 	<ul style="list-style-type: none"> • Limited Financial savings • Set up costs • Limited control and influence • Ties Council into long term contract • TUPE transfers can be cost prohibitive • Additional contract monitoring costs • Council retains lifecycle risk • External investment can be expensive 	No
7	Outsource to an existing Charitable Trust	<ul style="list-style-type: none"> • Subject to detailed assessment (£26k NDR) • Maintains current number of theatres • Maintains Arts Development function • Transfer of operating risk • Access to external investment 	<ul style="list-style-type: none"> • Limited financial savings • Set up costs • Limited control and influence • Ties Council into long term contract • TUPE transfers can be cost prohibitive 	No

		<ul style="list-style-type: none">• Protects resources by ring fencing through a contract	<ul style="list-style-type: none">• Additional contract monitoring costs• Council retains lifecycle risk• External investment can be expensive	
--	--	---	--	--

APPENDIX 3B**RCT THEATRES – FACTORS CONSIDERED WHEN REVIEWING EACH THEATRE**

	Coliseum	Score	Muni	Score	Park & Dare	Score
Total Backlog Maintenance	£475k	2	£244k	1	£1,340k	3
Purpose built	Y	1	N	3	Y	1
Located close to other venues in South Wales	N	1	Y	3	N	1
Listed Building Status	N	1	Y	3	Y	3
Cultural significance within RCT/Wales	Y	1	N	3	Y	1
Potential for ACW Capital support	Y	1	P	2	P	2
Strong and visible sense of community ownership	P	2	N	3	Y	1
Digital cinema allowing for screening alternate content	Y	1	N	3	Y	1
Cultural Services' participatory arts programme: TakepART	P	2	Y	1	Y	1
Well attended by young people	P	2	Y	1	N	3
Creative Industry seminars in partnership with FE/HE and the 3 rd sector	P	2	Y	1	P	2
TOTAL low score = case to retain high score = case for non-retention		16		24		19

Scoring criteria: 1 = good, case to retain; 3 = poor, case for non-retention. P = Partial

APPENDIX 4**DETAILED OPTION APPRAISAL****PROPOSALS TO AMEND SUPPORTED BUS ROUTES****CURRENT ARRANGEMENTS**

There is no statutory duty to provide subsidised local bus services. However, local authorities have discretion to support bus and other public transport services that best meet local needs, take account of social inclusion, improve accessibility and increase their attractiveness as a primary travel choice.

Under the Transport Acts of 1985 and 2000, and the Local Transport Act 2008, the role of the local authority is to identify where such gaps in the local bus service network exist and subject to the availability of resources and potential passenger demand, exercise their powers to support certain bus and other local transport services. In so doing, due regard is also given to the South East Wales Transport Alliance (Sewta) Regional Transport Plan, particularly so, now that Sewta is the conduit through which public transport revenue support from Welsh Government (WG) is channelled to the local authorities in South East Wales.

As the vast majority of bus services (and 92% of journeys) in Rhondda Cynon Taf are provided on a commercial basis by private operators, supported services by their nature are supplementary and extend the times or the coverage to communities beyond which a commercial service operates (some operate on a demand responsive “dial a ride” basis and are provided by community transport operators using Section 22 permits).

Given that many of the supported bus services within Rhondda Cynon Taf are provided by the commercial network operators, many of the vehicles used operate a mixture of commercial and supported services.

The table below shows the annual passenger numbers and annual journeys currently being supported through Council and Sewta funding.

	Council Funded	Sewta Funded	Total
Total Passenger Numbers	408,388	430,222	838,610
Annual Journeys	101,914	41,757	143,671
Average Users per Journey	4.01	10.30	5.84

The total net revenue budget for the service for 2013/14 amounts to £841k. This represents the level of additional Council funding required to operate services, over and above the Sewta grant and income receivable from any cross boundary operations (total 2013/14 gross expenditure on subsidised bus routes is estimated to be £1.512M).

OPTIONS FOR CHANGE – LONG LIST OF OPTIONS

A number of options were initially considered for amending the level of service.

These were:

1. Remove all Council subsidised local bus routes
2. Remove all Council subsidised Sunday local bus routes
3. Remove all Council subsidised Monday to Saturday evening local bus routes
4. Remove all Council subsidised local bus routes where the average cost per passenger journey is more than £4.00.
5. Reduce Council subsidised local bus routes to achieve a saving of £300k.
6. Reduce Council subsidised local bus routes to achieve a saving of £400k.
7. Reduce Council subsidised local bus routes to achieve a saving of £500k.

Appendix 4A provides an analysis of the consideration of each option and the reasons for progressing or not progressing with each.

The recommended proposal was Option 6 - Reduce Council subsidised local bus routes to achieve a saving of £400k.

PREFERRED OPTION – DETAILS

A contract by contract assessment has been undertaken on the Council funded routes to assess the impact that the withdrawal might have on the public, with a maximum score of 220 available and a higher score representing the greatest impact. Contracts were assessed and their impact scored on the following basis;

	Impact Assessment Category	Weighting (Maximum Score)
1	The number of users per journey	70
2	The subsidy per passenger	50
3	The unavailability of alternative services	30
4	The likelihood of related commercial bus service withdrawals	25
5	The loss of journeys for shift workers	10
6	The loss of journeys for healthcare and hospital visiting	20
7	The loss of journeys for education and training	15
	MAXIMUM SCORE	220

Appendix 4B and 4C provide the results of the impact assessment and the Council funded routes that would be retained under the preferred option.

Please note that the current WG funded (through Sewta) routes would be retained subject to any changes in the level of funding.

The routes shown as retained in Appendix 4B are those which would be supported now based on the current commercial and subsidised network. These are subject to change as a result of decisions made outside of the Council (for example, commercial decisions made by bus operators, Welsh Government Funding levels provided directly to bus operators etc.) and future supported routes by the Council would be determined in line with the principles and criteria contained in the above impact assessment framework up to the value of the support proposed by Cabinet.

FINANCIAL APPRAISAL

The preferred option would deliver savings in a full year of £400k.

APPENDIX 4A

INITIAL LONG LIST OF OPTIONS

Options	Advantages	Disadvantages	Recommended to be taken forward
1 Remove all Council subsidised local bus routes	<ul style="list-style-type: none"> • Generate savings of £841k • Maintains limited community transport provision and some socially necessary bus services with regional connectivity only (Sewta funded) 	<ul style="list-style-type: none"> • Potential to impact upon the remaining commercial bus network possible loss of services for work, shopping, health, education and leisure • Not fully consistent with the Council's and Sewta's environmental, regeneration and sustainability agendas • May impact upon local town centres • May increase road congestion • Could be contrary to the Welsh Governments aspirations for inclusiveness and mobility • Potential impact on bus operators and their local infrastructure arrangements (depots etc) 	No
2 Remove all Council subsidised Sunday local bus routes	<ul style="list-style-type: none"> • Generate savings of £44k • Maintains Monday to Saturday network 	<ul style="list-style-type: none"> • May lead to the withdrawal of other Sunday network routes by operators (as marginal commercial routes may no longer be viable) • Possibly less services for work, shopping, hospital visiting and leisure • Potential impact upon the more vulnerable • Not fully consistent with the Council's 	No

			<p>and Sewta's environmental, regeneration and sustainability agendas</p> <ul style="list-style-type: none"> • Could be contrary to the Welsh Governments aspirations for inclusiveness and mobility 	
3	<p>Remove all Council subsidised Monday to Saturday evening local bus routes</p>	<ul style="list-style-type: none"> • Generate savings of £351k • Maintains journeys to employment, shopping, health, education and daytime leisure 	<ul style="list-style-type: none"> • Potential impact upon the late night economy and associated travel arrangements • Potential to impact upon the remaining commercial bus network possible loss of services for shift work and evening shopping, hospital visiting, education and leisure • Not fully consistent with the Council's and Sewta's environmental, regeneration and sustainability agendas • Retendering of contract requirements (could have a positive or negative impact) • Could be contrary to the Welsh Governments aspirations for inclusiveness and mobility • Potential impact on bus operators and their local infrastructure arrangements (depots etc) 	No
4	<p>Remove all Council subsidised local bus routes where the average cost per passenger journey is</p>	<ul style="list-style-type: none"> • Generate savings of £158k • Maintains those services with the lowest subsidy offering greatest value for money per user 	<ul style="list-style-type: none"> • Does not give consideration to local transport requirements; • Financial basis only and does not provide a balanced rationale 	No

	more than £4.00.		<ul style="list-style-type: none"> • Not fully consistent with the Council's and Sewta's environmental, regeneration and sustainability agendas • Could be contrary to the Welsh Governments aspirations for inclusiveness and mobility 	
5	Reduce Council subsidised local bus routes to £541k (achieve a saving of £300k)	<ul style="list-style-type: none"> • Generate savings of £300k • Maintains routes based on an impact assessment taking into account economic, social and environmental factors. • Maintains routes with annual passenger numbers of approx 742k (88% of the current passenger numbers) • Provides greater potential to mitigate more of the impact 	<ul style="list-style-type: none"> • Potential to impact upon the remaining commercial bus network • Possible loss of services for work, shopping, health, education and leisure • Not fully consistent with the Council's and Sewta's environmental, regeneration and sustainability agendas • Retendering of contract requirements (could have a positive or negative impact) • Potential adverse impact upon local town centres • Could be contrary to the Welsh Governments aspirations for inclusiveness and mobility 	No
6	Reduce Council subsidised local bus routes to £441k (achieve a saving of £400k)	<ul style="list-style-type: none"> • Generate savings of £400k • Maintains routes based on an impact assessment taking into account economic, social and environmental factors. • Maintains routes with annual passenger numbers of approx 700k (83% of the current passenger 	<ul style="list-style-type: none"> • Potential to impact upon the remaining commercial bus network Loss of services for work, shopping, health, education and leisure • Not fully consistent with the Council's and Sewta's environmental, regeneration and sustainability agendas • Retendering of contract requirements 	Yes

		<p>numbers)</p> <ul style="list-style-type: none"> Provides the potential to mitigate more of the impact 	<p>(could have a positive or negative impact)</p> <ul style="list-style-type: none"> Potential adverse impact upon local town centres Could be contrary to the Welsh Governments aspirations for inclusiveness and mobility 	
7	<p>Reduce Council subsidised local bus routes to £341k (achieve a saving of £500k)</p>	<ul style="list-style-type: none"> Generate savings of £500k Maintains routes based on an impact assessment taking into account economic, social and environmental factors. Maintains routes with annual passenger numbers of approx 663k (79% of the current passenger numbers) Provides little potential to mitigate more of the impact 	<ul style="list-style-type: none"> Potential to impact upon the remaining commercial bus network Loss of services for work, shopping, health, education and leisure Not fully consistent with the Council's and Sewta's environmental, regeneration and sustainability agendas Retendering of contract requirements (could have a positive or negative impact) Potential adverse impact upon local town centres Could be contrary to the Welsh Governments aspirations for inclusiveness and mobility Potential impact on bus operators and their local infrastructure arrangements (depots etc) 	No

APPENDIX 4B

IMPACT ASSESSMENT

IA Route No.	Route (Council Funded)	1 Users	2 Subsidy	3 Unavailability	4 Potential Impact on Non Subsidised Network	5 Shift Workers	6 Healthcare and Hospital Links	7 Education and Training	Total Impact Assessment (220)	
1	155 Porth - Stanleytown - Ferndale	60	40	30	25	0	20	15	190	*
2	121 Tonypany - Mount Libanus - Blaenrhondda	60	40	30	0	0	20	15	165	
3	18 Ty Rhiw - Glan y Ffordd - Tawelfryn - Pontypridd	40	30	30	25	0	20	15	160	
4	3 Penrhiwceiber - Cefn Pennar - Newtown	40	50	30	0	0	20	15	155	
5	91 Abercwmboi - Robertstown - Trecynon- Penywaun	40	50	30	0	0	20	15	155	
6	137 Porth - Coronation Terrace	20	40	30	25	0	20	15	150	*
7	138 Porth - Trehafod (Woodfield Terrace)	20	40	30	25	0	20	15	150	*
8	104 Pontypridd - Common - Graig yr Helfa	20	40	30	25	0	20	15	150	
9	152 Tonypany - Penrhiwfer - Tonyrefail	40	40	30	0	0	20	15	145	*
10	108 Pontypridd - Penycoedcae - Beddau	20	30	30	25	0	20	15	140	*
11	102 Upperboat - Pontypridd - Glyncoch / Ynysybwl	40	40	10	25	10	7	8	140	
12	153 Evanstown - Penrhiwfer - Tonypany	40	40	30	0	3	13	10	136	*
OPTION 7 (Routes 1 to 12 to be retained)										
13	Ty Rhiw - Ffynnon Taf Primary School	70	30	15	0	0	0	15	130	
14	25 Fernhill - Cefnpennar - Ynysybwl - Pontypridd	40	20	10	25	10	16	9	130	*
15	106 Coed-y-Cwm Diversion	20	40	30	0	1	20	15	126	
16	137 Porth - Coronation Terrace	20	40	30	0	0	20	15	125	*
OPTION 6 (Routes 1 to 16 to be retained)										
17	105 Pontypridd - Maes-y-Coed	20	30	10	25	10	16	9	120	*
18	104 Pontypridd - Common	20	30	10	25	10	13	10	118	*
19	109 Pontypridd - Penygraigwen	20	30	10	25	10	13	8	116	*
20	175 Tonypany - Trealaw - Porth	40	40	0	0	0	20	15	115	*
21	103 Pontypridd - Oaklands	20	20	10	25	10	18	8	111	*

Special Corporate Services Scrutiny Committee 4th June 2014

22	107 Pontypridd - Treforest	20	20	10	25	10	16	9	110	*
23	130 Pontypridd - Porth - Tonypandy - Blaenrhondda	40	40	10	10	10	0	0	110	*
24	150 Porth - Tonyrefail - Gilfach Goch	40	30	10	10	10	7	0	107	*
25	108 Pontypridd - Penycoedcae - Beddau	20	20	10	25	10	20	0	105	*
OPTION 5 (Route 1 to 25 to be retained)										
26	153 Tonypandy - Penrhiwfer - Gilfach Goch	20	20	10	25	10	10	8	103	*
27	47 Talbot Green - Fanheulog - Tyle Garw	20	30	30	0	0	20	0	100	*
28	47 Talbot Green - Coed yr Esgob - Cross Inn	20	30	30	0	0	20	0	100	*
29	47 Talbot Green - Forest Hills Estate	20	30	30	0	0	20	0	100	*
30	150 Porth - Tonyrefail - Gilfach Goch	20	20	10	25	10	7	8	100	*
31	171 Clydach Vale - Tonypandy - Maerdy	40	30	10	10	10	0	0	100	*
32	175 Porth - Tonypandy - Clydach Vale	20	30	10	10	10	20	0	100	*
33	171 Penrhys - Trealaw - Tonypandy - Clydach Vale	20	40	0	25	10	0	0	95	*
34	175 Clydach Vale - Tonypandy - Trealaw - Porth	20	40	0	25	10	0	0	95	*
35	11C Cwmdare - Bwlfa Dare Extensions	20	10	30	0	0	20	15	95	
36	2 Heol-y-Mynydd - Ty Fry Extensions	20	10	30	0	1	18	14	93	
37	171 Tonypandy - Blaenllechau	20	20	10	25	10	8	0	93	
38	6A Aberdare - Llwydcoed - Rhigos & Penderyn	20	20	10	25	10	0	6	91	*
39	173 Clydach Vale - Tonypandy - Aubrey Road - Porth	40	40	0	0	10	0	0	90	*
40	RangeRider Bryntirion Carnetown Diversions	20	20	30	0	0	20	0	90	
41	102 Glyncoch - Pontypridd - Upper Boat	20	40	10	10	10	0	0	90	*
42	139 Treorchy - Cwmparc	20	20	20	20	1	3	4	88	
43	122 Tonyrefail - Coedely	20	20	10	25	10	0	0	85	*
44	2 Aberdare - Ty Fry	20	20	10	25	10	0	0	85	*
45	7 Aberdare - Glynhafod	20	20	10	25	10	0	0	85	*
46	25 Pontypridd - Fernhill	20	20	10	10	10	14	0	84	
47	173 Porth - Clydach Vale	20	10	10	25	10	0	8	83	
48	47 Talbot Green - Tesco	20	30	30	0	0	0	0	80	*
49	1 Aberdare - Abernant	20	20	10	0	10	0	10	70	*
50	11A Aberdare - Cwmdare - Bwlfa Dare	20	20	10	0	10	0	8	68	*
51	11C Aberdare - Cwmdare - Bwlfa Dare	20	20	10	0	10	0	8	68	*

52	13C Aberdare - Cwmbach	20	20	10	0	10	0	8	68	*
53	6A Aberdare - Llwydcoed - Rhigos & Penderyn	20	0	10	0	10	0	0	40	

***Denotes routes currently delivered via multi route contracts**

NOTE. The routes identified to be retained above are those which would be supported now based on the current commercial and subsidised network. These are subject to change as a result of decisions made outside of the Council (for example, commercial decisions made by bus operators, Welsh Government Funding levels provided directly to bus operators etc) and future supported routes by the Council would be determined in line with the principles and criteria contained in the impact assessment framework to the value of the support proposed by Cabinet.

APPENDIX 4C

COUNCIL FUNDED ROUTES – USAGE DETAILS

IA Route No.	Council Funded Routes	Type	Average Users per Journey	Subsidy per Passenger (£)	Estimated Users per Annum
1	155 Porth - Stanleytown - Ferndale	Mon - Sat Daytime	10	1.22	22,264
2	121 Tonypandy - Mount Libanus - Blaenrhondda	Mon - Sat Daytime	11	1.84	29,835
3	18 Ty Rhiw - Glan y Ffordd - Tawelfryn - Pontypridd	Mon - Sat Daytime	5	2.30	13,158
4	3 Penrhiwceiber - Cefn Pennar - Newtown	Mon - Sat Daytime	7	0.84	34,425
5	91 Abercwmbai - Robertstown - Trecynon- Penywaun	Mon - Sat Daytime	8	0.95	30,651
6	137 Porth - Coronation Terrace	Mon - Sat Daytime	1	1.22	1,983
7	138 Porth - Trehafod (Woodfield Terrace)	Mon - Sat Daytime	1	1.22	3,719
8	104 Pontypridd - Common - Graig yr Helfa	Mon - Sat Daytime	2	1.80	13,362
9	152 Tonypandy - Penrhiwfer - Tonyrefail	Mon - Sat Daytime	7	1.57	30,170
10	108 Pontypridd - Penycoedcae - Beddau	Mon - Sat Daytime	4	2.01	22,736
11	102 Upperboat - Pontypridd - Glyncoch / Ynysybwl	Mon - Sat Evening	8	1.24	24,378
12	153 Evanstown - Penrhiwfer - Tonypandy	Mon - Sat Daytime	7	1.57	6,180
13	Ty Rhiw - Ffynnon Taf Primary School	School Days	28	2.23	11,064
14	25 Fernhill - Cefnpennar - Ynysybwl - Pontypridd	Mon - Sat Evening	7	3.93	10,173
15	106 Coed-y-Cwm Diversion	Mon - Sat Daytime	2	1.96	14,025
16	137 Porth - Coronation Terrace	Mon - Sat Daytime	1	1.57	1,626
17	105 Pontypridd - Maes-y-Coed	Mon - Sat Evening	2	2.01	6,063
18	104 Pontypridd - Common	Mon - Sat Evening	1	2.01	2,425
19	109 Pontypridd - Penygraigwen	Mon - Sat Evening	2	2.01	6,669
20	175 Tonypandy - Trealaw - Porth	Mon - Sat Daytime	7	1.57	8,945
21	103 Pontypridd - Oaklands	Mon - Sat Evening	2	4.32	6,590
22	107 Pontypridd - Treforest	Mon - Sat Evening	2	4.32	4,681
23	130 Pontypridd - Porth - Tonypandy - Blaenrhondda	Sundays	6	1.71	670
24	150 Porth - Tonyrefail - Gilfach Goch	Sundays	5	2.45	3,468

Special Corporate Services Scrutiny Committee 4th June 2014

25	108 Pontypridd - Penycoedcae - Beddau	Mon - Sat Evening	2	3.93	2,220
26	153 Tonypany - Penrhiwfer - Gilfach Goch	Mon - Sat Evening	4	3.98	5,045
27	47 Talbot Green - Fanheulog - Tyle Garw	Mon - Sat Daytime	2	2.19	7,172
28	47 Talbot Green - Coed yr Esgob - Cross Inn	Mon - Sat Daytime	2	2.19	5,738
29	47 Talbot Green - Forest Hills Estate	Mon - Sat Daytime	1	2.19	1,721
30	150 Porth - Tonyrefail - Gilfach Goch	Mon - Sat Evening	4	3.98	7,063
31	171 Clydach Vale - Tonypany - Maerdy	Sundays	9	2.45	3,773
32	175 Porth - Tonypany - Clydach Vale	Sundays	4	2.45	819
33	171 Penrhys - Trealaw - Tonypany - Clydach Vale	Mon - Sat Daytime	4	1.22	1,190
34	175 Clydach Vale - Tonypany - Trealaw - Porth	Mon - Sat Daytime	4	1.22	1,240
35	11C Cwmdare - Bwlfa Dare Extensions	Mon - Sat Daytime	2	5.19	816
36	2 Heol-y-Mynydd - Ty Fry Extensions	Mon - Sat Daytime	1	5.95	1,530
37	171 Tonypany - Blaenllechau	Mon - Sat Evening	3	3.18	9,333
38	6A Aberdare - Llwydcoed - Rhigos & Penderyn	Mon - Sat Evening	1	4.51	6,093
39	173 Clydach Vale - Tonypany - Aubrey Road - Porth	Mon - Sat Daytime	6	1.57	3,415
40	RangeRider Bryntirion Carnetown Diversions	Mon - Sat Daytime	4	3.78	2,550
41	102 Glyncoch - Pontypridd - Upper Boat	Sundays	3	1.71	3,438
42	139 Treorchy - Cwmparc	Saturdays/Mon - Fri	2	3.00	12,342
43	122 Tonyrefail - Coedely	Mon - Sat Evening	3	3.98	1,662
44	2 Aberdare - Ty Fry	Mon - Sat Evening	1	4.51	406
45	7 Aberdare - Glynhafod	Mon - Sat Evening	1	4.51	284
46	25 Pontypridd - Fernhill	Sundays	3	4.15	2,496
47	173 Porth - Clydach Vale	Mon - Sat Evening	3	5.51	8,823
48	47 Talbot Green - Tesco	Mon - Sat Daytime	1	2.19	1,434
49	1 Aberdare - Abernant	Mon - Sat Evening	1	3.61	1,221
50	11A Aberdare - Cwmdare - Bwlfa Dare	Mon - Sat Evening	2	3.61	1,953
51	11C Aberdare - Cwmdare - Bwlfa Dare	Mon - Sat Evening	2	3.61	1,953
52	13C Aberdare - Cwmbach	Mon - Sat Evening	1	3.61	2,930
53	6A Aberdare - Llwydcoed - Rhigos & Penderyn	Sundays	1	13.89	468
	TOTAL				408,388

APPENDIX 4D**IMPACT ASSESSMENT SCORING RATIONALE****1. Users per Journey**

Users per Journey	Score
1 to 4	20
5 to 9	40
10 to 14	60
15+	70

2. Subsidy per passenger

Subsidy per user	Score
£0.01 to £0.99	50
£1.00 to £1.99	40
£2.00 to £2.99	30
£3.00 to £4.99	20
£5.00 to £9.99	10
£10.00+	0

3. Unavailability of alternative services

Number of daytime journeys with no alternative / number of journeys x 30

4. Likelihood of related commercial bus service withdrawals

	Score
Weekdays	25
Saturday	20
Sunday	10

5. Loss of journeys for shift workers

Number of journeys for shift workers / number of journeys x 10

6. Loss of journeys for healthcare and hospital visiting

Number of journeys for healthcare and hospital visiting / number of journeys x 20

7. Loss of journeys for education and training

Number of journeys for education and training / number of journeys x 15

APPENDIX 5**DETAILED OPTION APPRAISAL****PROPOSALS TO AMEND THE PROVISION OF PADDLING POOLS****CURRENT ARRANGEMENTS**

The Council's Community Leisure Service currently operates 12 Paddling Pools, 6 within the Rhondda area and 6 within the Cynon area.

The paddling pools are open to the public over the 6 week school summer holiday period, with the extent of daily usage clearly highly dependent on the weather.

The table below details the individual paddling pools and their user numbers for 2013

Location	Type	User Numbers 2013	Average Users per day
Cynon Valley			
Abercynon	Deep Water	1,932	46
Aberdare	Deep Water	1,425	34
Brynifor	Shallow Water	996	24
Cwmaman	Deep Water	1,067	25
Ynysybwl	Shallow Water	1,288	31
Lee Gardens	Deep Water	1,148	27
		7,856	187
Rhondda			
Gelligaled	Deep Water	1,078	26
Maerdy	Shallow Water	827	20
Pentre	Shallow Water	881	21
Treorchy	Shallow Water	1,064	25
Treherbert	Shallow Water	1,332	32
Wattstown	Shallow Water	1,093	26
		6,275	150
TOTAL		14,131	337

Note User numbers have not been validated

Shallow Water Pool - up to a depth of 12 inches, Deep Water Pool - between 12 and 40 inches.

Cwmaman Paddling Pool is supported by the Council but is owned by the Friends of Cwmaman Paddling Pool.

The total revenue budget for the service for 2013/14 amounts to £181k. The subsidy levels are set out below

	2013
Total Budget	£181,160
Total User Numbers	14,131
Av Subsidy per User	£12.82
No. of Sites	12
Av Cost per site	£15,097

OPTIONS FOR CHANGE – LONG LIST OF OPTIONS

A number of options were initially considered for amending the service provision.

These were :

1. Bring all paddling pools up to the minimum safe standard.
2. Introduce charging for the use of the paddling pools – e.g. a charge of £2 per user.
3. Close all paddling pools
4. Closure programme determined by condition surveys (keeping open only those not requiring essential investment).
5. Targeted closure of Paddling Pools in the vicinity of Leisure Centres

Appendix 5A provides an analysis of the consideration of each option and the reasons for not progressing with each.

The recommended proposal was Option 3 – Close all paddling pools

PREFERRED OPTION – DETAILS

The preferred option to close all paddling pools results in the closure of the paddling pools detailed in the following table

Cynon Valley	Abercynon
	Aberdare
	Brynifor
	Cwmaman ¹
	Ynysybwl
	Lee Gardens
Rhondda	Gelligaled
	Maerdy
	Pentre
	Treorchy
	Treherbert
	Wattstown

FINANCIAL APPRAISAL

The preferred option would deliver savings in a full year of £181k.

¹ Council to cease operating Cwmaman Paddling Pool

APPENDIX 5A INITIAL LONG LIST OF OPTIONS

Options		Advantages	Disadvantages	Recommended to be taken forward
1	Bring all paddling pools up to the minimum safe standard	<ul style="list-style-type: none"> • Maintains current number of paddling pools • Improved condition of current paddling pools 	<ul style="list-style-type: none"> • Require substantial up-front investment (in the region of £100k) • Generate no financial savings 	No
2	Introduce charging for the use of the paddling pools – e.g. a charge of £2 per user.	<ul style="list-style-type: none"> • Potential to generate financial savings of £20-30k net per annum. • Maintains current number of paddling pools 	<ul style="list-style-type: none"> • Require substantial up-front investment to bring to minimum safe standard (in the region of £100k) • Introducing a charge to an historically free service • Income may not be achievable due to availability of free swimming at Council Leisure Centres • Additional costs of income collection • Income is weather dependent 	No
3	Close all paddling pools	<ul style="list-style-type: none"> • Generate financial savings of £181k • Avoid substantial costs to bring to minimum safe standard or above 	<ul style="list-style-type: none"> • Removal of provision in Rhondda and Cynon. • Cost to make closed sites safe 	Yes
4	Closure programme determined by condition surveys (keeping open only those not requiring essential investment).	<ul style="list-style-type: none"> • Potentially retains a proportion of the current paddling pools 	<ul style="list-style-type: none"> • Financial savings are dependent on investment works not being carried out • Require substantial up-front investment to bring to minimum safe standard • May lead to closure of all paddling pools over a period of time if investment funding is not available • Cost to make closed sites safe 	No

5	Targeted closure of Paddling Pools in the vicinity of Leisure Centres	<ul style="list-style-type: none"> • Generate financial savings of £30k • Maintains a large proportion of the current paddling pools 	<ul style="list-style-type: none"> • Require substantial up-front investment to bring to minimum safe standard (in the region of £100k) • Cost to make closed sites safe 	No
---	---	--	--	----

APPENDIX 6**DETAILED OPTION APPRAISAL****PROPOSALS TO AMEND THE LEISURE SERVICE****CURRENT ARRANGEMENTS**

The Council currently operate 8 leisure centres (5 of which have swimming pool facilities) and 3 stand alone 'open access' swimming pools.

The table below details the Councils current provision

RHONDDA	Rhondda SC, Ystrad	Leisure Centre with Pool
	Rhondda Fach SC, Tylorstown	Leisure Centre with Pool
	Bronwydd Pool, Porth	Stand Alone Pool
CYNON	Michael Sobell SC, Aberdare	Leisure Centre
	Aberdare Pool	Stand Alone Pool
	Abercynon SC	Leisure Centre with Pool
TAFF	Llantrisant LC	Leisure Centre with Pool
	Tonyrefail SC	Leisure Centre with Pool
	Hawthorn LC	Leisure Centre
	Hawthorn Pool	Stand Alone Pool
	Llantwit Fardre LC	Leisure Centre

The total revenue budget for the service for 2013/14 is as follows:

2013/14 Revenue Budget	£'000
Gross Expenditure	9,259
Income	4,247
Net Expenditure	5,012

The map at Appendix 6A shows the geographical distribution of the current leisure centre provision.

There is no statutory requirement to provide leisure facilities, the core purpose of the service being to provide affordable opportunities for the residents of Rhondda Cynon Taf to play sport and keep fit.

It is apparent that over the course of time, the facilities have extended into other areas of social activity not aligned to the core purpose, for example health suites, soft play / bouncy castles, weddings / parties etc.

OPTIONS FOR CHANGE – LONG LIST OF OPTIONS

Given the current situation with regard to Michael Sobell SC and Aberdare Pool, for the purpose of the following options it is appropriate that these are now viewed as “one facility”.

A number of options were initially considered for amending the service provision.

These were :

1	Retain 3 Core Centres
2	Retain 6 Centres
3	Retain 3 Core Centres plus 3 Satellite Centres - reduced opening at the satellite centres
4	Retain 3 Core Centres plus 4 Satellite Centres - reduced opening at the satellite centres (with Hawthorn Pool possibly transferring to Hawthorn High School)
5	Retain 3 Core Centres plus 4 Satellite Centres - reduced opening and removal of pools at the satellite centres
6	Outsource to Private Sector
7	Outsource to Charitable Leisure Trust

Appendix 6B provides an analysis of the consideration of each option and the reasons for not progressing with each.

The recommended proposal was Option 4 - Retain 3 Core Centres plus 4 Satellite Centres - reduced opening at the satellite centres

PREFERRED OPTION – DETAILS

The preferred option, that is, to retain 3 Core Centres plus 4 Satellite Centres - reduced opening at the satellite centres, attempts to balance retaining the best used centres whilst maintaining an equitable geographical spread. It also provides the opportunity to concentrate available resources around the core function (sports and fitness).

Appendix 6C shows the performance data for each of the current centres.

Appendix 6D shows the rationale for determining the leisure centres proposed to be retained.

The Centres proposed to be retained are shown in the following table, with those proposed for closure and the nearest alternative provision.

Retain			Close	Nearest Alternative	Distance
Core	Satellite	Transfer to School *			
RHONDDA					
Rhondda SC (Ystrad)	Rhondda Fach SC		Bronwydd Pool	Tonyrefail SC	3.0m
CYNON					
Michael Sobell SC & Aberdare Pool	Abercynon SC				
TAFF					
Llantrisant LC	Tonyrefail SC	Hawthorn Pool	Llantwit Fardre LC	Hawthorn LC	2.8m
	Hawthorn LC				

* Hawthorn Pool possibly transferring to Hawthorn High School

The proposed opening hours for the satellite centres shown above are as follows:

Monday to Thursday	-	9 hours opening per day
Friday to Sunday	-	4 hours opening per day

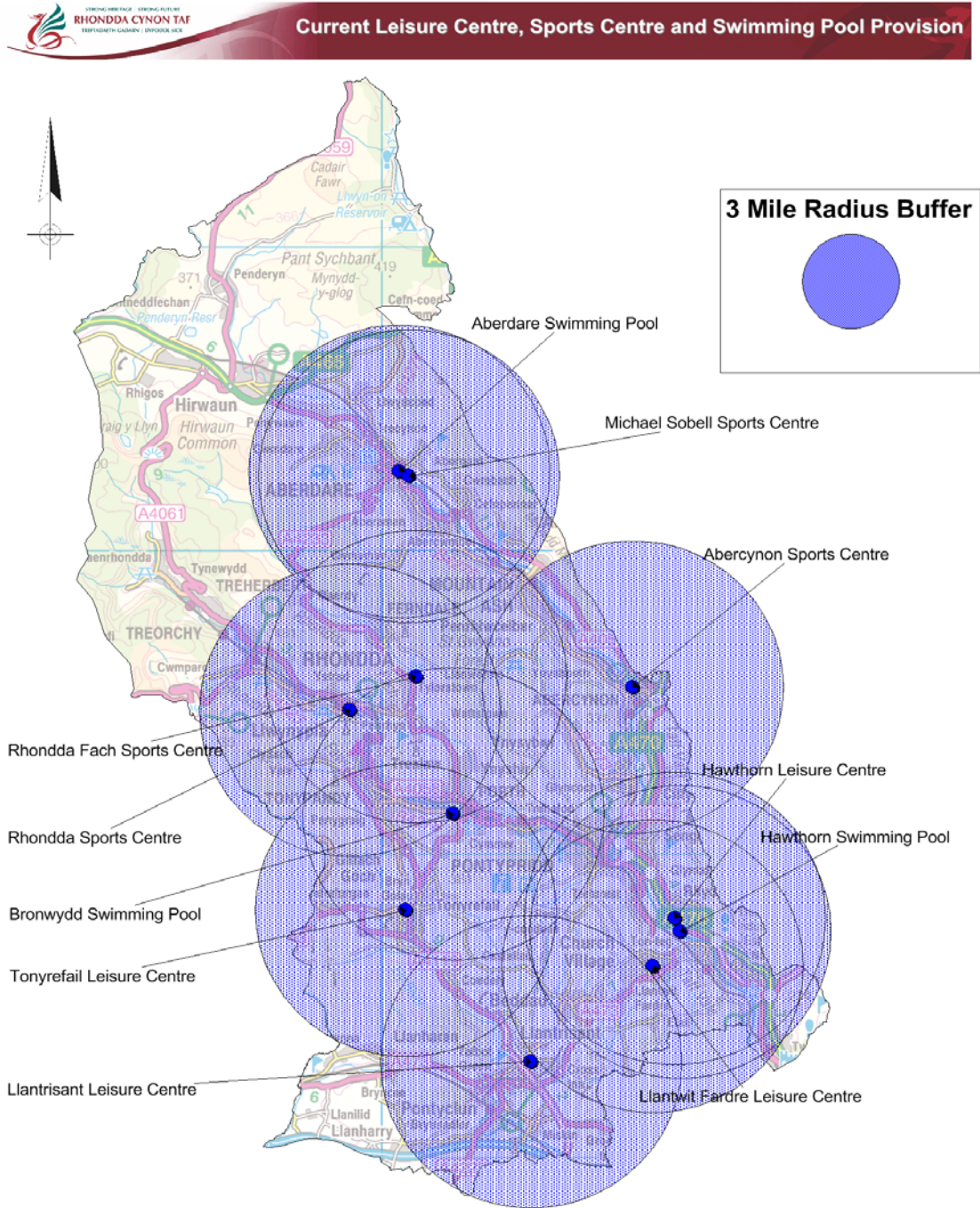
Actual opening hours to be agreed on a centre by centre basis.

The proposed retained centres are shown in the map in Appendix 6E.

FINANCIAL APPRAISAL

The preferred option would deliver savings in a full year of £1.2M

APPENDIX 6A CURRENT LEISURE CENTRES



Produced By Corporate Estates Asset Management based on information supplied November 2013
Reproduced from Ordnance Survey with permission of the Controller of Her Majesty's Stationary Office
(C) Crown copyright. Unauthorised reproduction infringes Crown copyright and may lead to prosecution/civil proceedings.
LICENCE No LA 100023458, 2013

APPENDIX 6B
INITIAL LONG LIST OF OPTIONS

Options		Advantages	Disadvantages	Recommended to be taken forward
1	Reduce to 3 Core Centres (Rhondda SC (Ystrad), Michael Sobell SC & Aberdare Pool and Llantrisant LC)	<ul style="list-style-type: none"> • Generate financial savings of £2.7M • Retains a centre in each of Rhondda, Cynon & Taff Ely areas • Retains best used facilities • Represents the optimum business model 	<ul style="list-style-type: none"> • Reduction in Sports & Fitness opportunities • Potential Impact on School Swimming Programme • Potential Impact on Free Swim initiatives • Potential Impact on local clubs use • Potential impact on availability for social activities 	No
2	Reduce to 6 Centres (Rhondda SC (Ystrad), Michael Sobell SC & Aberdare Pool, Llantrisant LC, Abercynon SC, Hawthorn LC and Tonyrefail SC)	<ul style="list-style-type: none"> • Generate financial savings of £1.4M • Retains greater coverage across RCT • Potential to mitigate a large proportion of loss of use from closed centres 	<ul style="list-style-type: none"> • Reduction in Sports & Fitness opportunities • Potential Impact on School Swimming Programme • Potential Impact on Free Swim initiatives • Potential Impact on local clubs use • Potential impact on availability for social activities 	No
3	Reduce to 3 Core Centres plus 3 Satellite Centres - reduced opening at the satellite centres (Core - Rhondda SC (Ystrad), Michael Sobell SC & Aberdare Pool, Llantrisant LC, Satellite - Abercynon SC,	<ul style="list-style-type: none"> • Generate financial savings of £1.7M • Retains greater coverage across RCT • Potential to mitigate a proportion of loss of use from closed centres 	<ul style="list-style-type: none"> • Reduction in wider Sports, Fitness and Leisure opportunities • Potential Impact on School Swimming Programme • Potential Impact on Free Swim initiatives • Potential Impact on local clubs use • Potential impact on availability for 	No

	Hawthorn LC and Tonyrefail SC)		social activities	
4	Reduce to 3 Core Centres plus 4 Satellite Centres - reduced opening at the satellite centres (Core - Rhondda SC (Ystrad), Michael Sobell SC & Aberdare Pool, Llantrisant LC, Satellite - Abercynon SC, Hawthorn LC, Tonyrefail SC and Rhondda Fach SC)	<ul style="list-style-type: none"> • Generate financial savings of £1.2M • Retains greater coverage across RCT • Potential to mitigate a large proportion of loss of use from closed centres • Continued use of good condition assets • Opportunity to concentrate on core sporting and fitness provision 	<ul style="list-style-type: none"> • Reduction in wider Sports, Fitness and Leisure opportunities • Potential Impact on School Swimming Programme • Potential Impact on Free Swim initiatives • Potential Impact on local clubs use • Potential impact on availability for social activities 	Yes
5	Reduce to 3 Core Centres plus 4 Satellite Centres - reduced opening and removal of pools at the satellite centres (Core - Rhondda SC (Ystrad), Michael Sobell SC & Aberdare Pool, Llantrisant LC, Satellite - Abercynon SC, Hawthorn LC, Tonyrefail SC and Rhondda Fach SC)	<ul style="list-style-type: none"> • Generate financial savings of £1.6M • Retains greater coverage across RCT • Potential to mitigate a proportion of loss of use from closed centres (excluding Swimming) • Continued use of good condition assets 	<ul style="list-style-type: none"> • Reduction in wider Sports, Fitness and Leisure opportunities • Potential Impact on School Swimming Programme • Potential Impact on Free Swim initiatives • Potential Impact on local clubs use • Potential impact on availability for social activities 	No
6	Outsource to Private Sector	<ul style="list-style-type: none"> • Generates potential financial savings of £630k (NDR) plus potential for additional savings but would require a full assessment • Initially retains current number of centres • Transfer of operating risk • Access to external investment • Protects resources by ring fencing 	<ul style="list-style-type: none"> • Likely to result in closure of less viable centres • May lead to increased charges • Set up costs • Limited control and influence • Ties Council into long term contract • TUPE transfers can be cost prohibitive 	No

		<p>through a contract</p> <ul style="list-style-type: none"> Likely to increase income generation 	<ul style="list-style-type: none"> Additional contract monitoring costs Council retains lifecycle (asset) risk External investment can be expensive 	
7	Outsource to existing Charitable Leisure Trust	<ul style="list-style-type: none"> Generates potential financial savings of £630k (NDR) plus potential for additional savings but would require a full assessment Initially retains current number of centres Transfer of operating risk Access to external investment Protects resources by ring fencing through a contract 	<ul style="list-style-type: none"> Likely to result in closure of less viable centres May lead to increased charges Substantial set up costs Limited control and influence Ties Council into long term contract TUPE transfers can be cost prohibitive Additional contract monitoring costs Council retains lifecycle (asset) risk External investment can be expensive 	No

APPENDIX 6C

LEISURE CENTRE PERFORMANCE DATA

2012/13 Performance based on Income Recovery Rates				
Facility	Actual			Recovery Rate - Inc as a % of Exp
	Exp £	Inc £	Net £	
Michael Sobell SC	667,078	401,973	265,105	60.3%
Llantwit Fardre LC	245,512	133,612	111,900	54.4%
Llantrisant LC	1,182,042	636,698	545,344	53.9%
Rhondda SC	1,372,351	673,672	698,679	49.1%
Hawthorn LC	730,520	357,339	373,181	48.9%
Hawthorn Pool	290,191	137,149	153,042	47.3%
Tonyrefail SC	775,520	337,694	437,826	43.5%
Abercynon SC	850,158	343,134	507,024	40.4%
Bronwydd Pool	492,922	188,557	304,365	38.3%
Aberdare Pool	826,769	309,228	517,541	37.4%
Rhondda Fach SC	900,422	313,771	586,651	34.8%
Total	8,333,485	3,832,827	4,500,658	46.0%

2012/13 Performance based on Usage					Current Monthly Members
	Sport & Fitness	Clubs	Schools Use	Total	
Rhondda SC	197,968	57,260	8,799	264,027	1,291
Llantrisant LC	182,107	37,164	16,610	235,881	2,014
Michael Sobell SC	133,731	52,985	13,523	200,239	996
Abercynon SC	108,540	36,697	13,320	158,557	588
Tonyrefail SC	116,370	33,625	8,330	158,325	678
Rhondda Fach SC	117,553	33,324	3,133	154,010	492
Aberdare Pool	112,115	7,485	8,519	128,119	480
Hawthorn LC	98,733	23,234	2,030	123,997	786
Bronwydd Pool	80,113	4,281	4,976	89,370	352
Llantwit Fardre LC	52,519	8,228	205	60,952	388
Hawthorn Pool	42,174	7,064	10,767	60,005	61
Total	1,241,923	301,347	90,212	1,633,482	8,126

The remaining recorded usage information relate in the main to Health Suite, social activities and spectators.

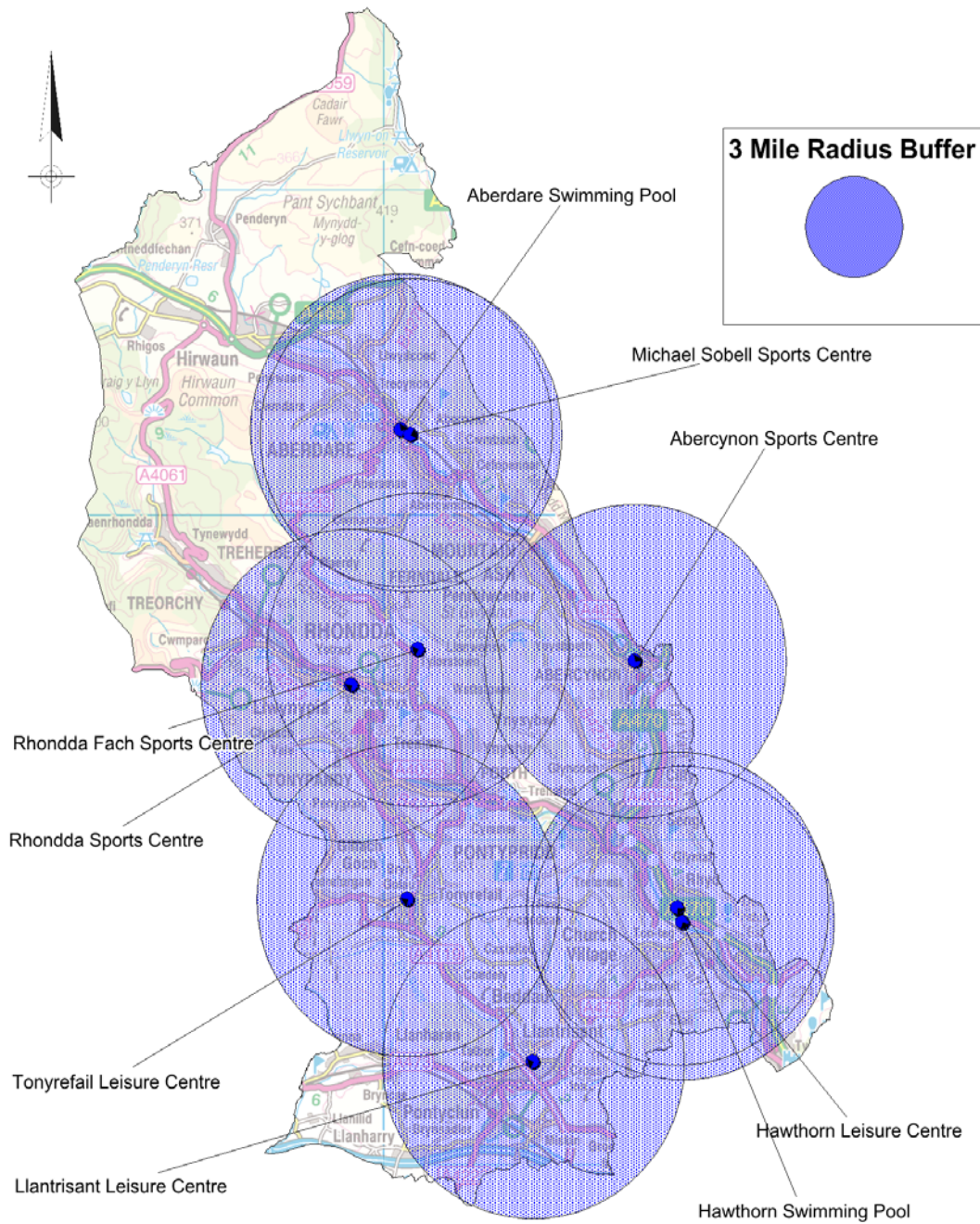
**APPENDIX 6D
LEISURE CENTRE DECISION MATRIX**

		Income Recovery Rate	Score (Ranking)	Schools Usage	Score (Ranking)	Sport & Fitness Usage	Score (Ranking)	Number of Members	Score (Ranking)	Total Score (Ranking)
1	Llantrisant LC	53.90%	3	16,610	1	182,107	2	2,014	1	7
2	Michael Sobells SC	60.30%	1	13,523	2	133,731	3	996	3	9
3	Rhondda SC	49.10%	4	8,799	5	197,968	1	1,291	2	12
4	Tonyrefail SC	43.50%	7	8,330	7	116,370	5	678	5	24
5	Abercynon SC	40.40%	8	13,320	3	108,540	7	588	6	24
6	Hawthorn LC	48.90%	5	2,030	10	98,733	8	786	4	27
7	Aberdare Pool	37.40%	10	8,519	6	112,115	6	480	8	30
8	Rhondda Fach SC	34.80%	11	3,133	9	117,553	4	492	7	31
9	Llantwit Fardre LC	54.40%	2	205	11	52,519	10	388	9	32
10	Hawthorn Pool	47.30%	6	10,767	4	42,174	11	61	11	32
11	Bronwydd Pool	38.30%	9	4,976	8	80,113	9	352	10	36
	Total			90,212		1,241,923		8,126		

**APPENDIX 6E
PROPOSED LEISURE CENTRE PROVISION**



Proposed Leisure Centre, Sports Centre and Swimming Pool Provision



Produced By Corporate Estates Asset Management based on information supplied November 2013

Reproduced from Ordnance Survey with permission of the Controller of Her Majesty's Stationary Office
(C) Crown copyright. Unauthorised reproduction infringes Crown copyright and may lead to prosecution/civil proceedings.
LICENCE No LA 100023458, 2013



APPENDIX 7

DETAILED OPTION APPRAISAL

PROPOSALS TO AMEND STREETLIGHTING ARRANGEMENTS

CURRENT ARRANGEMENTS

The Council currently provides approximately 28,500 streetlights which can be summarised as follows :

Location	No of Lights
Non residential areas – car parks, by-passes, industrial estates, cycle ways, footpaths etc.	2,372
Sensitive areas - town centres*, junctions etc	1,913
Residential areas – villages, towns, housing estates etc.	24,215
Total	28,500

** Town Centres - Porth, Tonypany, Treorchy, Treherbert, Aberdare, Mountain Ash, Pontypridd, Talbot Green*

There is no statutory basis to the provision of street lighting, albeit once provided the Council has a duty to maintain the infrastructure in a safe condition.

The following legislation governs the Council's provision of street lighting:

- The Highways Act empowers local authorities to light roads but does not place a duty to do so;
- The Council has a duty of care to road users and has an obligation to light obstructions on the highway;
- The Council has a statutory duty under the Highways Act to ensure the safety of the highway and this includes any lighting equipment placed on the highway;
- The Electricity at Work Regulations impose a duty on owners and operators of electrical equipment to ensure its safety.

The Council's current provision of street lighting is compliant with the British Standards Institution Code of Best Practice for Street Lighting in force at the time of the relevant design.

Streetlighting is relatively high profile in terms of customer interactions, with approximately 7,000 reported street lighting faults per annum identified by members of the public.

Annual revenue running costs are as follows:

Cost	2013/14 Budget £'000
Energy (incl traffic signals)	1,314
Maintenance	850
Capital Financing	90
Electrical & Structural Testing	72
Festive Lighting	25
Total	2,351

From May 2014 the Carbon Reduction Commitment Energy Efficiency Scheme (“carbon tax”) will also apply to street lighting, with significant future increases predicted.

The current portfolio of streetlights is a mix of LED, dimmed & non dimmed (“normal”) lighting units which has evolved over time in line with where replacement activity and investment has been necessary. This in itself represents a current inequitable provision.

OPTIONS FOR CHANGE - LONG LIST OF OPTIONS

A number of options were initially considered for amending the level of service provision. These were :

1. Status Quo
2. Permanent switch off of all streetlights
3. Part night switch off
4. Combination of options 2 and 3
5. Investment in Dimming
6. Replacement of street lighting infrastructure in residential areas
7. Combine option 6 with the purchase of a Central Management System (CMS)
8. Discontinue Festive Lighting

Appendix 7A provides an analysis of the consideration of each option and the reasons for progressing or not progressing with each.

The recommended proposal was option 3, a strategy of part night lighting of selected streetlights.

PREFERRED OPTION DETAILS

The proposed option would result in all streetlights remaining in-light during times of peak road usage with some being switched off between the hours of midnight and 5am. This would result in :

- a) Part night lighting of all streetlights in non residential areas; PLUS
- b) Part night lighting of alternate streetlights in residential areas; PLUS
- c) Maintain lighting in potentially sensitive areas (see Appendix 7C) but review the level of provision and implement alternate options between midnight and 5.00am where feasible.

In order to evaluate the proposals contained in this report detailed survey work has been undertaken that has considered the location and exact type of equipment installed together with its suitability for part night lighting. The survey work has included 5,512 units i.e. 19% of our network which is considered to be a representative sample. The results of this exercise have then been extrapolated to calculate the impact across the entire network.

It is not possible to part night enable a light which is already installed with dimmed control equipment. As part of the implementation of the above strategy, the opportunity would be maximised to reuse / recycle existing dimmed equipment elsewhere across the network thereby providing a more equitable spread of dimmed / non dimmed lighting than is currently the case.

FINANCIAL APPRAISAL

The preferred option would deliver savings in a full year of £0.3M (net of the cost of implementing). Details are provided at Appendix 7B.

INITIAL LONG LIST OF OPTIONS

Options		Advantages	Disadvantages	Recommended to be taken forward
1	Status Quo	<ul style="list-style-type: none"> No public resistance. 	<ul style="list-style-type: none"> Increased budget pressure due to uncertainty regarding future energy costs; Increase in cost of carbon; No reduction in carbon emissions; No savings. 	No
2	Permanent switch off of all streetlights	<ul style="list-style-type: none"> Equity of provision; Reduction in carbon emissions; Reduction in light pollution; Savings of £2M. 	<ul style="list-style-type: none"> Public resistance; Likely resistance by the Police; Large investment cost due to requirement to disconnect and remove the columns; Increase in fear of crime; Likely increase in personal injuries and road traffic accidents where lack of street lighting is claimed to be a contributory factor resulting in increase in compensation claims against the Council; Lighting is relied on by emergency services; Lighting is relied on by CCTV cameras which could become ineffective without street lighting. 	No
3	Part night switch off	<ul style="list-style-type: none"> Equity of provision with all like areas being treated the same; Reduction in carbon emissions; Reduction in light pollution; Lighting will remain on for the majority of the evening and come back on for 	<ul style="list-style-type: none"> Potential public resistance; Increase in fear of crime; Potential increase in personal injuries and road traffic accidents where lack of street lighting is claimed to be a contributory factor 	Yes

		<p>the morning where traffic flow and pedestrian activity is at it highest;</p> <ul style="list-style-type: none"> • Sensitive areas will be assessed and lighting will be maintained where needed; • Savings of £301K 	<p>resulting in increase in compensation claims against the Council;</p> <ul style="list-style-type: none"> • Lighting is relied on by emergency services which could affect non residential areas when the lights are off; • Lighting is relied on by CCTV cameras which could become ineffective without street lighting. 	
4	Combination of options 2 and 3	<ul style="list-style-type: none"> • As per options 2 and 3 	<ul style="list-style-type: none"> • As per options 2 and 3 	No
5	Investment in Dimming	<ul style="list-style-type: none"> • All lights will remain lit at all times but use less energy; • Equity of provision with all like areas being treated the same; • Very little anticipated public resistance; • Reduction in carbon emissions; 	<ul style="list-style-type: none"> • Current investment costs to enable dimming of all streetlights are prohibitively high. Some streetlights have already been dimmed, however these have been the lower cost units. 	No
6	Replacement of street lighting infrastructure in residential areas	<ul style="list-style-type: none"> • No public resistance; • Maintenance backlogs would be cleared; • Infrastructure would be modern and up to date; • Lighting would be LEDs which is the most energy efficient option for lighting; • Quality of light would be improved; 	<ul style="list-style-type: none"> • Current investment costs to upgrade all streetlights are prohibitively high. Some streetlights have been, and will be, upgraded as part of the annual maintenance programme. 	No
7	Combine and extend option 6 to all street lights with the purchase of a Central Management System (CMS)	<ul style="list-style-type: none"> • As per option 6 plus; • CMS would allow remote access to individual street lights which could be dimmed or switched off and on when required. 	<ul style="list-style-type: none"> • As per option 6 plus; • Current costs of CMS are also prohibitively high. Some areas (Pontypridd and Aberdare Town Centres) are currently covered by CMS however these have been 	No

				funded by external grants as part of larger regeneration schemes.	
8	Discontinue Lighting	Festive	<ul style="list-style-type: none"> • Staff time of the Street Lighting team spent on organising festive lighting detracts from core street lighting functions; • Savings of £25K. 	<ul style="list-style-type: none"> • Public resistance; • Potential adverse affect on other Christmas events which could affect Christmas trade and local economy. 	No

	Saving
NON RESIDENTIAL	
Part night Switch off of all lights other than <u>potential</u> sensitive areas (town centres, junctions etc) subject to final survey and risk assessment.	£65k
RESIDENTIAL	
Part night Switch off of every other streetlight	£196k
Energy Saving from <u>reuse</u> of dimmed into current non dimmed units	£29k
Energy saving from 10% additional part night switch off in potential sensitive areas	£11k
TOTAL SAVINGS (ENERGY AND CARBON)	£301K

APPENDIX 7B

SUMMARY OF FINANCIAL SAVINGS

Costs associated with implementing the above strategy are offset (paid for) by maintenance savings and energy increase cost avoidance over a 10 year period.

APPENDIX 7C

Classified Road Network - Sensitive Location Analysis								
Reference	Road Name	Location	Area	No of Lights	Junction	Roundabout	Traffic Lights	Town Centre
6	A4058	Porth Relief Road (Eirw Rd)	Rhondda	12	✓			
40	A4059	Quarter Mile Road / A4059	Cynon	10	✓			
104	A4058	Ford Road Hopkinstown	Taf	5	✓			
105	A4058	Gyfellion Road Trehafod	Taf	4	✓			
5	A4058	Porth Relief Road (Llwyncelyn Road)	Rhondda	6	✓			
20	A4233	Porth Relief Road/Llanwonno Road	Rhondda	20	✓			
62	A4119	Heol Miskin to Talbot Green	Taf	16	✓			
78	A473	Tonteg Rd Treforest Church Village By-pass	Taf	13	✓			
111	B4595	Treforest Ring Road	Taf	20	✓			
9	A4058	Dinas Road / Station Road	Rhondda	12	✓			
19	A4233	Trebanog Road /Collenna Road	Rhondda	12	✓			
27	B4278	Rheola Road / Porth St	Rhondda	14	✓			
112	B4595	Park Street Treforest	Taf	9	✓			
119	B4595	Common Approach/Llantrisant Rd Beddau	Taf	9	✓			
122	B4595	High Street / Bullring Llantrisant	Taf	6	✓			
123	B4595	Cross Inn Llantrisant	Taf	12	✓			
127	B4264	Heol Miskin/Clun Avenue	Taf	14	✓			
128	B4264	Heol Miskin/Heol Bryn	Taf	9	✓			
126	B4264	Heol Miskin / Cefn yr Hendy	Taf	10	✓			
10	A4058	Dinas Road (Trelaw/Tonypandy)	Rhondda	12		✓		
33	B4275	Cardiff Road Adj Rugby Club Abercwmboi	Cynon	12		✓		
45	A4059	Aberdare Town Centre	Cynon	16		✓		
66	A4119	Ely Valley Road Llantrisant	Taf	26		✓		
70	A4119	Thomastown Roundabout 1	Taf	17		✓		
72	A4119	Tonyrefail Roundabout	Taf	12		✓		
97	A4054	Glyntaff Interchange	Taf	14		✓		
1	A4119	Williamstown (B4278)	Rhondda	15		✓		
4	A4058	Porth Relief Road (Heritage Park)	Rhondda	15		✓		
11	A4058	Ynys y Grug Tonypandy Roundabout	Rhondda	10		✓		

Special Corporate Services Scrutiny Committee 4th June 2014

Reference	Road Name	Location	Area	No of Lights	Junction	Roundabout	Traffic Lights	Town Centre
21	A4233	Porth Relief Road/Ynyshir Road	Rhondda	16		✓		
23	A4233	Tylorstown Square / East Road	Rhondda	11		✓		
43	A4059	Cwmbach Roundabout	Cynon	9		✓		
44	A4059	Gas Works Roundabout (Asda)	Cynon	18		✓		
46	A4059	Abernant Roundabout	Cynon	12		✓		
48	A4059	Depot Road Roundabout	Cynon	8		✓		
50	A4059	Gadlys Roundabout	Cynon	11		✓		
51	A4059	Meirion Street Roundabout	Cynon	6		✓		
52	A4059	Harriet Street Roundabout	Cynon	10		✓		
53	A4059	Hirwaun Road to Harriet Street (Dawkins)	Cynon	8		✓		
55	A4061	Rhigos Road Roundabout (Ind Estate)	Cynon	12		✓		
63	A4119	Talbot Green By-Pass	Taf	25		✓		
67	A4119	Ely Valley Road Ynysmaerdy 1	Taf	17		✓		
69	A4119	Ely Valley Road Coedely	Taf	20		✓		
75	A4093	Gilfach Road Roundabout	Taf	16		✓		
77	A468	Nantgarw Interchange	Taf	27		✓		
79	A473	Tonteg Roundabout Church Village By-pass	Taf	22		✓		
82	A473	Nant Celyn Roundabout Church Village By-pass	Taf	27		✓		
83	A473	Nant Dowlais Roundabout Church Village By-pass	Taf	22		✓		
84	A473	Rhiwsaeson Roundabout Church Village By-pass	Taf	22		✓		
85	A473	Glamorgan Retail Park Roundabout	Taf	16		✓		
94	A4054	Cardiff Road to Nantgarw Interchange	Taf	18		✓		
96	A4054	Upper Boat Interchange	Taf	34		✓		
99	A4058	Broadway Interchange (Sainsbury's)	Taf	20		✓		
107	A4222	Llantrisant Road Pontyclun	Taf	6		✓		
108	A4233	Trallwn Roundabout	Taf	20		✓		
15	A4058	Partridge Road (hospital)	Rhondda	10		✓		
22	A4233	Porth Relief Road/Pontygwaith	Rhondda	18		✓		
24	B4278	Penygraig Roundabout	Rhondda	18		✓		
25	B4278	Penrhiwfer Roundabout	Rhondda	12		✓		
26	B4278	Tynewydd Square Porth	Rhondda	9		✓		

Special Corporate Services Scrutiny Committee 4th June 2014

Reference	Road Name	Location	Area	No of Lights	Junction	Roundabout	Traffic Lights	Town Centre
37	B4275	Navigation Park	Cynon	10		✓		
42	A4059	New Road Mountain Ash (Hospital)	Cynon	18		✓		
47	A4059	Abernant Roundabout/Cwmbach Road	Cynon	10		✓		
49	A4059	Tesco Roundabout	Cynon	11		✓		
68	A4119	Ely Valley Road Ynysmaerdy 2	Taf	17		✓		
71	A4119	Thomastown Roundabout 2	Taf	8		✓		
73	A4119	Cilely Industrial Estate	Taf	20		✓		
74	A4093	Parc Eirin Roundabout	Taf	11		✓		
87	A473	Lanelay Roundabout (Fire Stn)	Taf	20		✓		
89	A473	Coedcae Lane Roundabout	Taf	18		✓		
90	A473	Bridgend Road to Coedcae Lane	Taf	12		✓		
91	A473	Bridgend Road Llanharran	Taf	14		✓		
92	A473	Bridgend Road Llanharran (Film Studio R/About)	Taf	16		✓		
113	B4595	Llantwit Road/ Fforest Grove	Taf	9		✓		
118	B4595	Llantrisant Road Llantwit Fardre	Taf	11		✓		
120	B4595	Tynant Road Beddau	Taf	10		✓		
121	B4594	Gwaunmiskin Road, Beddau	Taf	8		✓		
124	B4264	Heol Miskin Roundabout No 1	Taf	12		✓		
125	B4264	Heol Miskin Roundabout No 2	Taf	14		✓		
3	A4119	Clydach Vale	Rhondda	9		✓		
7	A4058	Porth Relief Road Cymmer (Trebanog)	Rhondda	9			✓	
8	A4058	Porth Relief Road (Square)	Rhondda	13			✓	
13	A4058	Nantgwyddon Road/ Llwynypia Road	Rhondda	10			✓	
17	A4058	High Street Treorchy	Rhondda	10			✓	
41	A4059	New Road/ Ffrwd Crescent Mountain Ash	Cynon	18			✓	
57	Town Centre	Commercial St/Cardiff St /Victoria Sq/Market St/High St/ Cannon St	Cynon	72			✓	✓
61	A4119	School Road to Heol Miskin	Taf	12			✓	
65	A4119	Ely Valley Road to Talbot Green	Taf	24			✓	
86	A473	Lanelay R/B to Glamorgan Vale Retail Park	Taf	14			✓	
12	A4058	Llwynypia Rd (Asda)	Rhondda	22			✓	

Special Corporate Services Scrutiny Committee 4th June 2014

Reference	Road Name	Location	Area	No of Lights	Junction	Roundabout	Traffic Lights	Town Centre
16	A4058	Ystrad Road/ Church Road	Rhondda	16			✓	
18	A4233	Trebanog Hill//Edmondstown	Rhondda	6			✓	
60	A4119	Miskin Interchange to Castell Mynach	Taf	16			✓	
64	A4119	Tesco Access Road A4119 Talbot Green	Taf	27			✓	
76	A468	Caerphilly Road (Nantgarw Hill)	Taf	18			✓	
100	A4058	Broadway	Taf	12			✓	
102	A4058	Pontypridd Inner Relief Road	Taf	34			✓	
109	A4233	Bridge Street Pontypridd	Taf	12			✓	
110	A4233	Gelliwastad Road Pontypridd	Taf	5			✓	
117	B4595	Llantrisant Road to Greenwood Drive	Taf	9			✓	
14	A4058	Partridge Road/ Princess Louise road	Rhondda	10			✓	
34	B4275	Commercial St/ Bridge Rd Town Centre	Cynon	6			✓	
81	A473	Tonteg Road Old Power Stn Hill	Taf	14			✓	
101	A4058	Sardis Road Train Stn	Taf	7			✓	
103	A4058	Mill Street Pontypridd	Taf	7			✓	
116	B4595	Llantrisant Road Llantwit Fardre	Taf	9			✓	
2	A4119	Williamstown Roundabout to Clydach Vale	Rhondda	12			✓	
32	B4275	Hirwaun Road / Glan Road Trecynon	Cynon	12			✓	
35	B4275	River Row Abercynon	Cynon	6			✓	
36	B4275	Navigation Park/ Navigation Road	Cynon	10			✓	
38	B4275	Cilfynydd Road/ Navigation Road Abercynon	Cynon	8			✓	
39	B4276	Llwydcoed Road /Lewis Homes/ Dolcoed	Cynon	8			✓	
54	A4059	Arfryn (Rhydawaun entrance)	Cynon	8			✓	
80	A473	Tonteg Main Road	Taf	16			✓	
88	A473	Talbot Road Talbot Green	Taf	12			✓	
93	A4054	Cardiff Road Taffs Well	Taf	10			✓	
95	A4054	Main Avenue Treforest	Taf	16			✓	
98	A4054	Pentrebach Road/Cemetery Road	Taf	12			✓	
106	A4222	Llantrisant Road Pontyclun	Taf	8			✓	
114	B4595	Main Road Church Village	Taf	6			✓	
115	B4595	Llantrisant Road Church Village	Taf	12			✓	

Special Corporate Services Scrutiny Committee 4th June 2014

Reference	Road Name	Location	Area	No of Lights	Junction	Roundabout	Traffic Lights	Town Centre
28	Hannah St.	Hannah Street, Pontypridd Road etc	Rhondda	45				✓
29	High Street	High Street Treorchy	Rhondda	13				✓
30	Dunraven St.	Dunraven Street	Rhondda	36				✓
31	Bute Street	Bute Street	Rhondda	16				✓
56	High Street	High Street	Cynon	15				✓
58	Commercial St	Commercial Street	Cynon	12				✓
59	Oxford Street	Oxford Street	Cynon	24				✓
129	Town Centre	Taff St/Mill St/Market St/Church St Pontypridd	Taf	49				✓
130	Talbot Road	Talbot Green	Taf	15				✓
Total				1,913	19	61	41	10

Consultation Report Service Changes Phase 2

**Proposal 1:
Adult Social Care Charges**

**Proposal 2:
Heritage Service**

**Proposal 3:
Arts and Cultural Services**

**Proposal 4:
Supported Bus Routes**

**Proposal 5:
Provision of Paddling Pools**

**Proposal 6:
Leisure Service**

**Proposal 7:
Street Lighting Provision**



**HAVE
YOUR
SAY** **DWEUD
EICH
DWEUD**

**Rhondda Cynon Taf County Borough Council
April 2014**



**STRONG HERITAGE | STRONG FUTURE
RHONDDA CYNON TAF
TREFTADAETH GADARN | DYFODOL SICR**

CONTENTS

Section		Page
	Executive Summary	5
1	Introduction	11
2	Background	12
3	Methodology	13
4	Proposed Service Changes	20
5	The Need for Service Change	25
6	Proposal 1 – Adult Social Care Charges	27
7	Proposal 2 – Heritage Service	37
8	Proposal 3 – Arts & Cultural Services	46
9	Proposal 4 – Supported Bus Routes	56
10	Proposal 5 – Paddling Pools	61
11	Proposal 6 – Leisure Services	65
12	Proposal 7 – Street lighting Provision	78
13	General Comments	83

List of tables and figures

Table		Page
1	Proposed leisure centre changes	23
2	Agreement and disagreement with the following principles	26
	Proposal 1 - Adult Social Care Charges	
3	Agreement and disagreement with the overall proposals for Adult Social Care Charges	27
4	Views on proposals for Adult Social Care Charges	28
5	Comments and themes emerging from Adult Social Care	32
6	Adult Social Care Charges and protected characteristics	36
	Proposal 2 - Heritage Service	
7	Agreement and disagreement with the proposals for the Heritage Service	37
8	Views on closures and reduced hours over the heritage venues	37
9	Reasons for opposition to proposal 2	41
10	Comments and themes emerging from the Heritage Service	42
11	Petitions received against Proposal 2	43
12	Perceptions of the most important functions of the venues	44
13	Heritage service and protected characteristics	45
	Proposal 3 - Arts & Cultural Services	
14	Agreement and disagreement with proposals for Arts & Cultural services	46
15	Views on closures and reduced arts programmes over Arts & Cultural services	46
16	Reasons for opposition to proposal 3	50
17	Comments and themes emerging from Arts and Cultural Services	51
18	Petitions received against Proposal 3	52
19	Visits to Arts and Cultural Services venues	53
20	Reasons for visiting the Arts and Cultural Services venues	53
21	Attendance of participatory arts activities in theatres	54
22	Arts & Cultural Services and protected characteristics	55
	Proposal 4 - Supported Bus Routes	
23	Agreement and disagreement with the proposals for the supported bus routes	56
24	Reasons for opposition to Proposal 4	57

25	Ranking of the most important and least important factors	59
26	Supported bus routes and protected characteristics	60
	Proposal 5 - Paddling Pools	
27	Views on closures of paddling pools	61
28	Paddling pools and protected characteristics	64
	Proposal 6 – Leisure Services	
29	Agreement and disagreement with proposals for the leisure service	65
30	Views on closures and reduced hours over leisure services	66
31	Comments and themes emerging from Proposal 6	70
32	Petitions received against Proposal 6	72
33	Current and preferred times when using leisure centres on weekdays	76
34	Current and preferred times when using leisure centres on weekends	76
35	Leisure Services and protected characteristics	77
	Proposal 7 – Street lighting Provision	
36	Agreement and disagreement with proposals for street-lighting	78
37	Comments and themes emerging from Proposal 7	80
38	Street-lighting and protected characteristics	82
	General Comments	
39	Summary of impact by protected characteristic	86

Figure		Page
1	Responses by Postcode where provided	18
2	Count of Responses by Electoral Division	19
3	Do you understand why the Council needs to reduce services?	25
4	Should the Council be reviewing all services?	26
	Proposal 2 - Heritage Service	
5	How often do you visit the following venue?	44
	Proposal 6 – Leisure Services	
6	Do you visit a leisure centre...?	75
7	Leisure usage – Do you use the leisure facility to...?	75
8	If you are a user of a leisure centre proposed for closure, would you...?	76

EXECUTIVE SUMMARY

- This section outlines a summary of the main issues and themes raised during the phase 2 consultation process.
- This report sets out the key issues and themes that have arisen as part of the consultation process. This along with access to the full responses received will provide the Cabinet with the materials needed to assist in the final decision making process on the service change proposals. The consultation results will need to be considered in conjunction with the Equality Impact Assessments and any other information that is available on the proposed service changes.
- On the 22nd July 2013, Cabinet received an update on the latest projection of the Council's revenue budget position for the period to 2017/18 (financial year 2013/14 and a 4 year projection), as part of the Council's Medium Term Service Planning arrangements. This highlighted an estimated budget gap over the 4 years from 2014/15 to 2017/18 of £56M. This was subsequently updated following the receipt of the Local Government settlement as part of the Council's agreed budget strategy in February 2014, with the estimated gap rising to £63.4M.
- Given the size of the budget gap faced and the timescale requirements for any implementation of service changes, Cabinet agreed to receive reports on potential service change / cut proposals as soon as they became available. Phase 2 reports contained information on the following proposals for service change;
 - Adult Social Care Charges
 - Heritage Service
 - Arts and Cultural Services
 - Supported Bus Routes
 - Provision of Paddling Pools
 - Leisure Service
 - Street Lighting Provision
- On the 8th January 2014, Cabinet agreed to proceed to a formal consultation on the proposals. The consultation began on the 27th January, and ended on the 24th February, 2014.
- The consultation has been conducted in-house. Before beginning the consultation, discussions were held between officers on the most effective approach to take to ensure that everyone who was potentially affected by the service changes would be able to have their say. The consultation process and materials were agreed by the Council's Corporate Management Team. The consultation materials were considered to provide clear information in an appropriate and understandable format.
- This report attempts to provide a readable summary of the main responses received. No attempt at recommendations are made, the document has

been put together impartially and presented to Cabinet to aid decision making.

- The following number of responses were received;
 - 569 online questionnaires (questions and open comment)
 - 54 paper questionnaires (questions and open comment)
 - 1223 booklets (questions and open comment)
 - 388 Social Care letter responses
 - 127 emails (including attachments, such as letters)
 - 56 letters
 - 20 petitions
 - 6 pre-completed responses
 - 89 posters
 - 2 other materials
- Respondents recognised that there was a need for service change and a review of all existing services, when seen in the context of the budget savings that need to be made by the Council. 85% of respondents stated that they understand why the Council needs to reduce services. 79% of respondents agreed that the Council should be reviewing all services and the way in which they are provided and that it was a reasonable approach to take.

Proposal 1 – Adult Social Care Charges

- Open responses in relation to proposal 1 were received from 623 individuals. The number of views expressed totalled 1,399.
- A number of themes emerged from the analysis of proposal 1 as follows;
 - Affordability issues
 - Health and Social Circumstances
 - Independence
 - Impact on the Vulnerable
 - Increase cost to the Council
 - Negative Impact on Carers
- The following forums and meetings took place to explain the proposals to social care clients and carers and to obtain feedback for the consultation process;
 - Life4Living Group
 - People First
 - Carers Dementia Workshop
 - Alzheimer Group (Cynon)
 - Alzheimer's Forum
 - Learning Disability Carers
 - Interlink Mental Health Group
- Overall, all of the forums above were unable to agree with the proposals.
- With regards to the survey consultation feedback, 70.6% of respondents agreed that the Council should be charging for care and support services, for service users who have the means to pay.

- 66.9% of respondents agree that the Attendance Allowance and Disability Living Allowance received by service users should be more fully taken into account in determining their ability to pay towards the cost of their care.
- 54.7% of respondents agreed that the Council should increase fee levels to closer reflect the cost of providing home care and day services.
- 53% of respondents agreed that the council should increase the level of charge for Telecare services (Lifeline) to cover the cost of the service.
- 58.8% of respondents agreed that Elderly and Mentally infirm residents should be charged at the same level in an externally run care home, as they would be in a Council run care home.
- 70% of respondents agreed that there should be a consistent approach to charging for all residential respite care services, including an assessment of a service users ability to pay.

Proposal 2 – Heritage Services

- Open responses in relation to proposal 2 were received from 446 individuals. The number of views expressed totalled 1545.
- A number of themes emerged from the analysis of proposal 2 as follows;
 - Historical reasons
 - Impact on community groups
 - Exhibits
 - Economic reasons
 - Impact on the economy/tourism
 - Cost of storing artefacts
 - Potential loss in revenue
 - Impact on business
 - Wasting money
 - School use
- 6 petitions against proposal 2 were received, with a total of 4,583 signatures. All 6 petitions related to the Cynon Valley Museum.
- 51% of respondents had never visited the Cynon Valley Museum and 29% “less frequently” than monthly.
- The most important function of the Cynon Valley Museum was reported to be **Preserving the heritage of the Cynon Valley / Trehafod Collieries and surrounding area**, closely followed by **Arts & Culture/Recreation**
- 42.9% of respondents stated that they thought the Council should reduce spending in this service area.

Proposal 3 – Arts & Cultural Services

- Open responses in relation to proposal 3 were received from 521 individuals. The number of views expressed totalled 2,103.
- A number of themes emerged from the analysis of proposal 3 as follows;
 - Impact on community groups
 - A perceived high usage of facilities
 - Heritage and Cultural opportunities
 - Economic Reasons
 - Impact on the economy/tourism
 - potential loss in revenue
 - Accessibility Issues
 - Loss to the Community
 - Development/ social skills/wellbeing;
- 2 petitions against proposal 3 were received, with a total of 3,845 signatures.
- The majority of respondents stated that they had visited the facilities “less frequently” than monthly (Muni Arts Centre – 67.9%, Coliseum – 78.6% and Park & Dare – 78.6%).
- 21.6% of respondents stated that they would travel to a retained theatre, if they were a user of a theatre proposed for closure.
- 19.9% of respondents thought that the geographical coverage of the theatres in the proposal was reasonable.

Proposal 4 – Supported Bus Routes

- Open responses in relation to proposal 4 were received from 218 individuals. The number of views expressed totalled 459.
- A number of themes emerged from the analysis of proposal 4 as follows;
 - Buses are a lifeline
 - Impact on independence
 - Social Exclusion
- 72.1% of respondents considered that the Council should continue to invest in subsidised bus routes.
- 82.9% of respondents stated that the Council should focus it’s investment on local rather than regional bus services.
- Respondents were asked to rank the relative importance of a number of factors, in deciding which bus routes should receive support, “the unavailability of alternative services” was stated as the most important factor to be considered by the highest percentage of people (32.5%), closely followed by “the number of users per journey” (29.7%).

Proposal 5 – Paddling Pools

- Open responses in relation to proposal 5 were received from 306 individuals. The number of views expressed totalled 667.
- A number of themes emerged from the analysis of proposal 5 as follows;
 - Historical reasons
 - Taking away opportunities
- 49.1% of respondents stated that they or their family use a Council run paddling pool.
- 42% of respondents thought that the Council should reduce spending in this area.

Proposal 6 – Leisure Services

- Open responses in relation to proposal 6 were received from 1,413 individuals. The number of views expressed totalled 5,859.
- A number of themes emerged from the analysis of proposal 6 as follows;
 - Health impact
 - Impact on the young
 - Accessibility Issues
 - High Usage
 - Loss to the Community
 - Adequate Facilities
 - Schools
- 12 petitions against proposal 6 were received, with a total of 6,971 signatures. 6 pre-completed forms were also submitted for Bronwydd Pool, with a total of 1,825 signatures.
- 84.4% of respondents stated that they were users of the leisure service and 40.4% of respondents use the service weekly.
- 54.6% of respondents stated that they would stop exercising, if they were a user of a facility proposed for closure.

Proposal 7 – Street Lighting

- Open responses in relation to proposal 7 were received from 283 individuals. The number of views expressed totalled 653.
- A number of themes emerged from the analysis of proposal 7 as follows;
 - Increase in Crime
 - Safety Issues
 - Road Traffic Accidents
 - Personal Injuries

- 76.4% of respondents stated that the Council should reduce its street lighting energy bill.
- 81.3% of respondents thought that the Council should introduce part night lighting where appropriate.
- 77% thought that part night lighting between the hours of midnight and 5am was reasonable.
- 49.6% of respondents thought that all lights should be switched off in non-residential areas between midnight and 5am and 68% thought that alternate lights should be switched off in residential areas between the hours of midnight and 5am.
- 43.7% of respondents thought that sensitive areas should also be considered for reduced lighting options where feasible.

Next Steps

- This report will be presented to Cabinet for consideration, along with filed responses that are available for Cabinet to view should they so wish, before any final decisions on Phase 2 are made.
- The consultation results, although an important part of the decision making process, are not the only consideration to take into account. The Cabinet will also need to consider other information available alongside the consultation responses (for example the results of the Equality Impact Assessments).

1. INTRODUCTION

- 1.1 This report presents the consultation findings for **Phase 2** of the Council's service change proposals.

Proposal 1 – Adult Social Care Charges

Proposal 2 – Heritage Service

Proposal 3 – Arts and Cultural Services

Proposal 4 – Supported Bus Routes

Proposal 5 – Provision of Paddling Pools

Proposal 6 – Leisure Service

Proposal 7 – Street Lighting Provision

- 1.2 Section 2 provides some brief background information on the budget gap faced by the Council and the need to initiate a consultation on a number of service change proposals.
- 1.3 Section 3 provides detail of the methodology used.
- 1.4 Section 4 outlines the proposed service changes that were open for consultation.
- 1.5 Section 5 shows the need for service change responses
- 1.6 Section 6 provides a summary of the consultation findings for service change proposal 1.
- 1.7 Section 7 provides a summary of the consultation findings for service change proposal 2.
- 1.8 Section 8 provides a summary of the consultation findings for service change proposal 3.
- 1.9 Section 9 provides a summary of the consultation findings for service change proposal 4.
- 1.10 Section 10 provides a summary of the consultation findings for service change proposal 5.
- 1.11 Section 11 provides a summary of the consultation findings for service change proposal 6.
- 1.12 Section 12 provides a summary of the consultation findings for service change proposal 7.
- 1.13 Section 13 provides a summary of the general comments that were provided as part of the consultation process.

2. BACKGROUND

- 2.1 On the 22nd July 2013, Cabinet received an update on the latest projection of the Council's revenue budget position for the period to 2017/18 (current financial year 2013/14 and a 4 year projection), as part of the Council's Medium Term Service Planning arrangements.
- 2.2 This highlighted an estimated budget gap over the 4 years from 2014/15 to 2017/18 of £56M based on the budget assumptions and modelling undertaken at that time. This was subsequently updated following the receipt of the Local Government settlement as part of the Council's agreed budget strategy in February 2014, with the estimated gap rising to £63.4M
- 2.3 Given the size of the budget gap faced and the timescale requirements for any implementation of service changes, Cabinet agreed to receive reports on potential service change / cut proposals as soon as these become available.
- 2.4 The reports contained information on the following proposals for service change;
- Adult Social Care Charges
 - Heritage Service
 - Arts and Cultural Services
 - Supported Bus Routes
 - Provision of Paddling Pools
 - Leisure Service
 - Street Lighting Provision
- 2.5 On the 8th January 2014, Cabinet agreed to proceed to a formal consultation on the proposals. The consultation began on the 27th January, and ended on the 24th February, 2014. The following section outlines the methodology used.

3. METHODOLOGY

- 3.1 The consultation has been conducted in-house. Before beginning the consultation, discussions were held between officers on the most effective approach to take to ensure that everyone who was potentially affected by the service changes would be able to have their say. The process was designed to be open and transparent.

Consultation Materials

- 3.2 The questionnaire and consultation materials were prepared working closely with the service managers for each of the services impacted upon in phase 2 of the process.
- 3.3 The consultation process and materials were agreed by the Council's Corporate Management Team. The consultation materials were considered to provide clear information in an appropriate and understandable format.
- 3.4 The questionnaire was piloted internally. The questionnaire allowed opportunity to provide free text for each of the proposals, allowing any comment/view to be expressed.
- 3.5 The questionnaire and booklet included a section on protected characteristics. The Council is required to consider people with these protected characteristics as part of their obligations under the Equality Act 2010 and the resultant Public Sector Equality Duties.

The Consultation

- 3.6 The consultation began on the 27th January and finished on the 24th February 2014. The process was planned to ensure that consultation materials were available to people affected by the service change proposals on day 1 of the consultation period, therefore maximising the time available for response.
- 3.7 The analysis included all emails and letters received from the announcement of the service changes on the 8th January, before the consultation period officially started on the 27th January.
- 3.8 Both Council and Cabinet meetings are open to the public. In terms of separate consultation meetings it was considered that this would not be necessarily productive in terms of ensuring that the high volumes of comments received would be noted and fed into the process, although specific forums were attended (see paragraph 3.12).

Distribution

- 3.9 The materials were printed in house and the distribution of materials was undertaken by Council couriers. The following lists the approximate number of booklets that were distributed;
- Libraries – 1040
 - Leisure Centres – 4300
 - Museums - 450
 - Theatres – 600
 - Residential Care Homes/Repite Care Homes/Social Care Day Centres - 560
 - Communities First Offices – 350
 - Main Receptions – 270
 - One4All Centres – 200
 - Buses (50 posters)
 - Bus Stations - 100
 - Contact Centre on request – 200
 - Councillors to deliver in community – 150 each if required (75 councillors 11,250 copies)
 - Spares held in Clydach – 500
- 3.10 This equates to approx. 20,000 copies in total.
- 3.11 Social care clients potentially affected by the proposals were sent a letter with a section on the social care proposals from the booklet. This equated to over 6000 letters. A telephone helpline was also set up in Mountain Ash Town Hall for clients that had questions on the proposal or wanted the full packs of information.
- 3.12 The following forums were also attended to explain the proposals and obtain feedback;
- Life4Living Group
 - People First
 - Carers Dementia Workshop
 - Alzheimer Group (Cynon)
 - Alzheimers Forum
 - Learning Disability Carers
 - Interlink Mental Health Group
- 3.13 A learning disability flyer was designed to assist the sessions above and was sent out to the relevant clients.
- 3.14 A Young Person friendly format was produced for Proposal 3 - Arts and Cultural Services, and was distributed to Children and Young people (and their family members) attending:
- The weekly TakepART participation workshops held at the Muni Arts Centre and the Park & Dare Theatre
 - The weekly Kids Club cinema screenings at the Coliseum, Aberdare
 - The Friday Night cinema screenings at the Park & Dare

- The regular activities provided by the local amateur arts organisations
 - The community dance provision of Artis Community (formerly RCTCA Community Arts)
 - The RCT Young Promoters network
- 3.15 Anyone, whether an individual or an organisation in Rhondda Cynon Taf, could take part in the consultation, including employees of the Council.
- 3.16 The consultation was promoted to the press via press releases and the coverage included the South Wales Echo, Western Mail, the Rhondda Leader, Cynon Valley Leader and Pontypridd Observer. There was also coverage on BBC Wales, TV and radio as well as ITV news, GTFM and Real Radio.
- 3.17 Welsh copies were made available, as well as the option for other formats on request.
- 3.18 An online web page was created along with the option of an online survey. A web logo box was placed on the front of the website for ease of access. The online survey was sent out to those Citizens' Panel members with email addresses.
- 3.19 A link to the online page was placed on Social Media. Twitter advertised the consultation, to the Council's 3,000 followers.
- 3.20 A dedicated telephone number was set up in the Council's Contact Centre to deal with any queries and to distribute materials as necessary. 33 calls were received and callers were issued with consultation packs where requested. In addition the One4aLL centres issued packs on request.
- 3.21 A dedicated email address and free post address were also provided.
- 3.22 All correspondence was dealt with as quickly and efficiently as possible, this included acknowledging comments when requested, passing on questions to the relevant services and passing on and working with the complaints department to ensure a fast response and turnaround.

Analysis and Report Writing

- 3.23 The analysis of the quantitative data (from the questionnaire) was undertaken using SNAP survey software.
- 3.24 The analysis of the qualitative data was undertaken by using a standardised coding template, which was developed in line with the main themes identified when reviewing responses as they were received.

- 3.25 All responses were allocated a unique reference number upon receipt. They were then read and coded against the template, using as many codes as necessary. Once coded they were input into a database to record and capture all responses against the coded themes. The hard copies were then ordered and filed.
- 3.26 Validation of the analysis process was undertaken by an internal audit review. An internal quality assurance process (including sample checks) was put in place, to check the coding of responses and accurate recording into the database.
- 3.27 This report attempts to provide a readable summary of the main issues identified in the responses received. No recommendations are made, the document has been put together impartially and is presented to Cabinet to aid decision making.

Responses Received

- 3.28 There was a large response to the consultation, with the following number of responses received;
- 569 online questionnaires (questions and open comment)
 - 54 paper Questionnaires (questions and open comment)
 - 1223 booklets(questions and open comment)
 - 388 Social Care Letter responses
 - 127 emails (including attachments, such as letters)
 - 56 letters
 - 20 petitions
 - 6 pre-completed responses
 - 89 posters
 - 2 other materials
- 3.29 Of the questionnaires received (both online and in paper format), 95% of responses were from individuals.
- 3.30 The list below shows some of the stakeholder groups that submitted written submissions to the consultation;

Political Groups

- Plaid Cymru – The Party of Wales
- Welsh Liberal Democrats

Voluntary/Community Groups/Special interest

- Mountain Ash Karate
- Coordinating Committee to protest against the proposed closure of the Cynon Valley Museum
- RCT People First
- Cynon Valley History Society
- The Trafod Project
- Citrus Arts

- PRS for Music Foundation
- Pontypridd Swimming Club
- Pontypridd United Services Remembrance Committee

Assembly Members (AMs) and Members of Parliament (MPs)

- Christine Chapman AM
- Bethan Jenkins AM
- Leanne Wood AM
- Eluned Parrott AM
- Owen Smith MP
- Jill Evans MEP

Local Authority Councillors

- Cllr Pauline Jarman
- Cllr Lyndon Walker
- Cllr Joel James
- Cllr Shelley Rees Owen
- Cllr Mike Powell

Town and Community Councils/Councillors

- Llantwit Fardre Community Council
- Hirwaun & Penderyn Community Council
- Pontypridd Town Council

Professional Bodies

- Department for Archaeology and Conservation, Cardiff University
- Federation of Museums & Art Galleries of Wales

Trade Unions

- GMB Rhondda Cynon Taf Branch

3.31 The maps on the following pages shows the distribution of the respondents across Rhondda Cynon Taf by postcode (figure 1) and a count of the responses by Electoral Division shown thematically (figure 2).

3.32 The Cabinet will be able to view all of the online and hard copy filed responses, as well as considering the report findings, before any final decisions on phase 2 are made. It is useful to note that the consultation results, although an important part of the decision making process, are not the only consideration to take into account. The Cabinet will also need to consider other information available alongside the consultation responses (for example, the results of the Equality Impact Assessments).

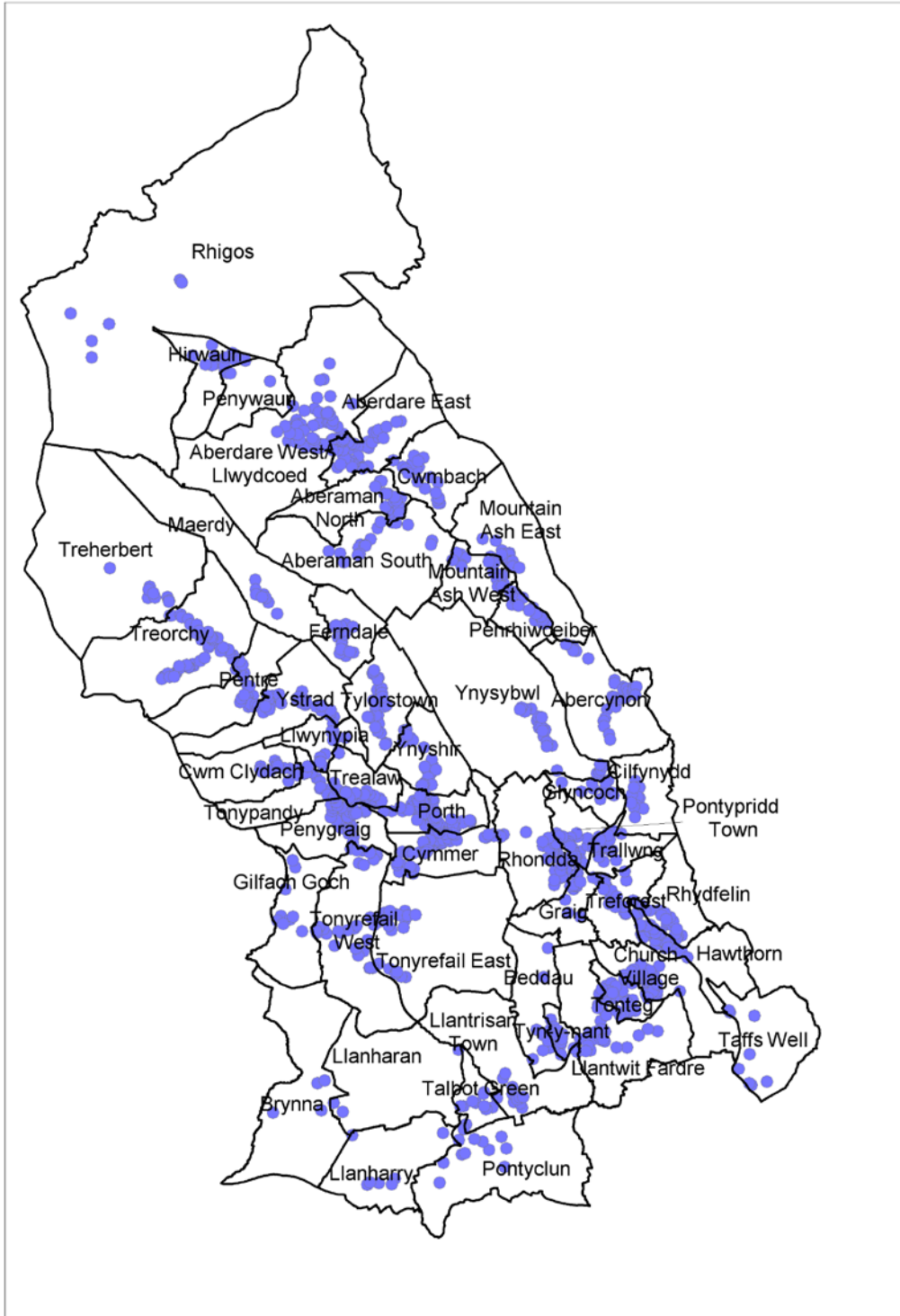


Figure 1 - Responses by Postcode where provided

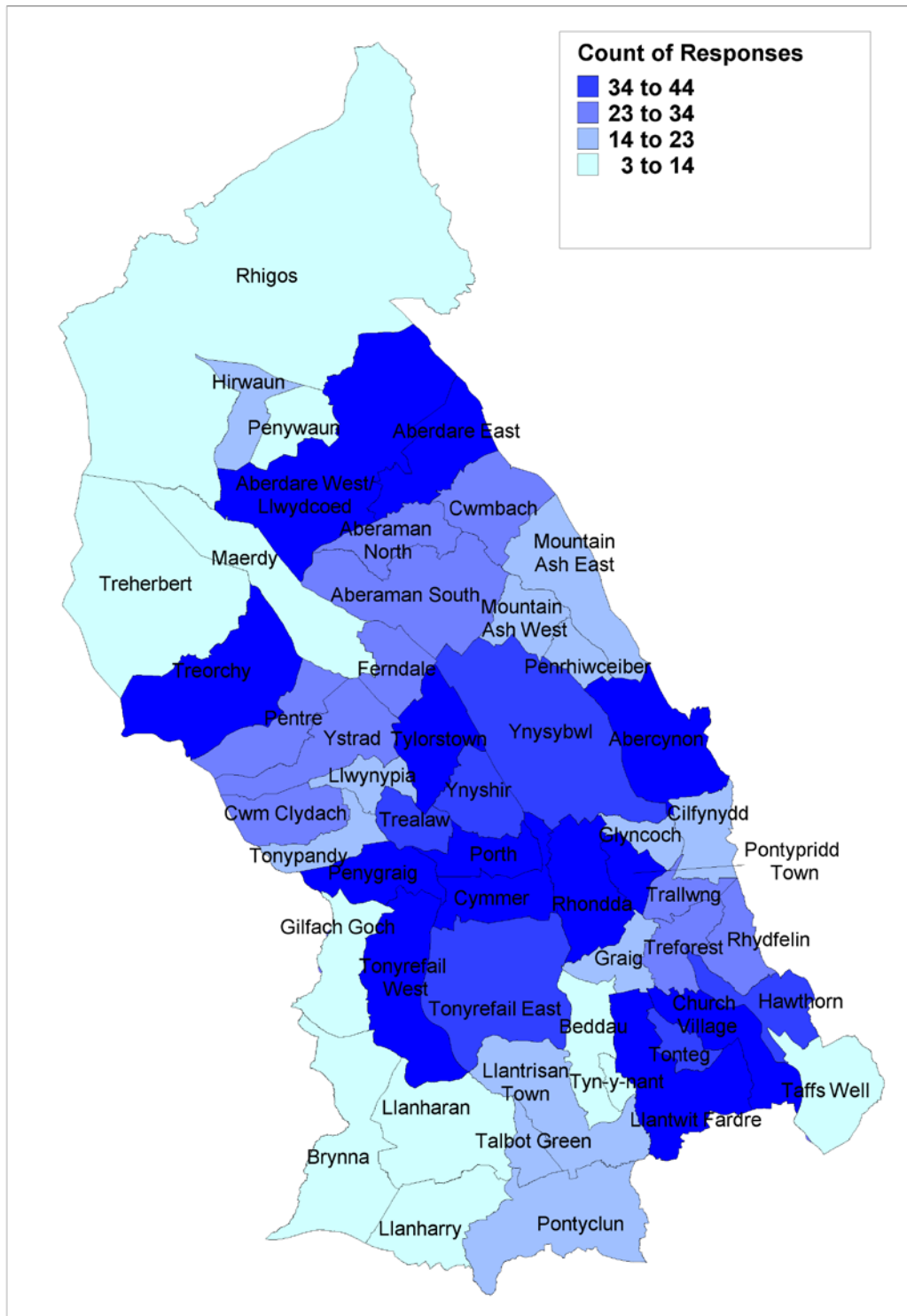


Figure 2 – Count of Responses by Electoral Division

4. PROPOSED SERVICE CHANGES

PROPOSAL 1 – ADULT SOCIAL CARE CHARGES

- 4.1 There are a number of areas where our charging arrangements for Social Care are both more generous than the levels stipulated by Welsh Government and below the levels charged by most other local authorities in Wales.

LEVELS OF DISREGARD ALLOWED FOR DISABILITY RELATED EXPENDITURE (DRE)

- 4.2 Rhondda Cynon Taf currently operates a DRE rate of 40% of any attendance / disability living allowance received by a service user and it applies to everyone irrespective of what extra expenditure they may incur. A comparison with other local authorities has identified that the level of this disregard is both high and unusual in that it is applied universally.
- 4.3 It is proposed that the disregard rate for Disability Related Expenditure (DRE) is reduced to 5%.

CHARGING RATES FOR THE COST OF CARE SERVICES PROVIDED TO THE SERVICE USER

- 4.4 In line with the Council's current policy for non-residential care services, service users (clients) are charged per hour for domiciliary care and per visit for day services. The current charges are £12.05 per hour and £13.40 per visit respectively.
- 4.5 It is proposed that the hourly charge is increased to £17 per hour and that the day rate for day services is increased to £17 per visit. This compares to the cost to the council of providing the services of £17.50 per hour and £77.37 per visit respectively.

CHARGING FOR "TIER 1" TELECARE SERVICES

- 4.6 Tier 1 Telecare Services ("Lifeline Service") are provided at a weekly charge to clients of £1.58 per week. This is a subsidised rate with it costing the Council £2.35 per week to provide the service.
- 4.7 It is proposed to increase the charge to £2.35 per week, reflecting the cost to the Council of providing the service.

INTRODUCING A CONSISTENT APPROACH FOR CHARGING FOR EMI RESIDENTIAL CARE

- 4.8 EMI (Elderly and Mentally Infirm) residential care is provided through a mix of internally run and externally run care homes. Irrespective of the type of home, the Council undertakes the assessment of a clients ability

to pay and charges the client accordingly.

The maximum charge for EMI Residential Care provided in an externally provided home is £533 per week. The Council pays the home £533 and then charges the client in line with an assessment of their ability to pay.

- 4.9 It is proposed to increase the charges to EMI residents in Council run care homes to the same level as the agreed rate for external home providers.

INTRODUCE A CONSISTENT APPROACH TO RESPITE CARE CHARGING

- 4.10 In-house service users are charged a flat rate of £10.75 per night (for stays of 6 nights or less) irrespective of an individual's ability to pay. External sector service users are charged in line with the Welsh Governments residential care charging guidance regardless of the period of usage.
- 4.11 It is proposed that the Council introduces a consistent and more equitable model for charging for respite care services based on a financial assessment of a service user's ability to pay in line with the relevant guidance.

PROPOSAL 2 – HERITAGE SERVICE

- 4.12 It is proposed that the Rhondda Heritage Park is retained and becomes the hub for the retained Heritage Service for the Council with outreach work supported across the County Borough. The existing opening hours will be reduced but the on-site catering service will be retained (with responsibility for catering services to be transferred to the Council's Internal Catering Service "Catering Direct").
- 4.13 It is also proposed that the Cynon Valley Museum and Gallery is closed and that the Council ends the SLA with Pontypridd Town Council.

PROPOSAL 3 - ARTS AND CULTURAL SERVICES

- 4.14 The Council's Arts and Cultural Services currently operate 3 theatres, namely the Park and Dare (Treorchy), the Muni (Pontypridd) and the Coliseum (Aberdare). The service also contributes to arts development and collaborates with other authorities through the "ArtsConnect" initiative.
- 4.15 It is proposed that there is a reduction in the number of theatres to 2 with the Muni proposed for closure.
- 4.16 The remaining service will continue to be part of the "ArtsConnect" initiative with a revised management structure comprising appropriate levels of technical resources and arts development resources, delivering a balanced but reduced programme centred around the 2 remaining theatres supplemented with greater outreach activity.

PROPOSAL 4 - SUPPORTED BUS ROUTES

- 4.17 The vast majority of bus services (and 92% of bus journeys) across Rhondda Cynon Taf are run on a commercial basis by the relevant operator.
- 4.18 There are a number of routes however which are not commercially viable and which are determined and supported by the Council, with an annual budget of £0.841M in place to support such routes.
- 4.19 It is proposed that the Council budget in place to support bus services be reduced by £0.4M to £0.441M per year.

PROPOSAL 5 - PADDLING POOLS

- 4.20 The Council currently has 12 Paddling Pools, 6 in each of the Rhondda and Cynon Valley (3 having been closed during 2013 due to the prohibitive costs of substantial maintenance work that would have been required to enable them to open). The pools are open over the 6 week school summer holiday period.
- 4.21 The maintenance requirements across all remaining paddling pools to ensure their continued operation is in the region of £100k.
- 4.22 It is proposed that all Council paddling pools are closed.

PROPOSAL 6 - LEISURE CENTRES

- 4.23 The Council currently operates 8 Leisure Centres (5 of which have swimming pools) and a further 3 stand alone swimming pools.
- 4.24 It is proposed that the service be redesigned around:
- 3 Core Centres; plus
 - 4 satellite centres with opening times reduced and aligned to demand

4.25 The proposal is thus:

Table 1. Proposed leisure centre changes

	Option : 3 Core 4 Satellite
Llantrisant Leisure Centre	Retain Core Centre
Rhondda Sports Centre	Retain Core Centre
Michael Sobell Sports Centre (including Aberdare Swimming Pool)	Retain Core Centre
Abercynon Sports Centre	Retain Satellite Centre Reduced Opening
Tonyrefail Sports Centre	Retain Satellite Centre Reduced Opening
Hawthorn Leisure Centre	Retain Satellite Centre Reduced Opening
Rhondda Fach Sports Centre	Retain Satellite Centre Reduced Opening
Llantwit Fardre Leisure Centre	Close
Bronwydd Swimming Pool	Close
Hawthorn Swimming Pool	Seek to Transfer to School

PROPOSAL 7 - STREET LIGHTING

4.26 There are currently 28,500 streetlights across Rhondda Cynon Taf in Non residential areas (car parks, by-passes, industrial estates etc), Residential areas and potentially sensitive areas (town centres, road junctions etc).

4.27 The proposed change would see all streetlighting maintained during times of peak road usage with some being switched off between the hours of midnight and 5am. This would result in:

- a) Part night lighting of all streetlights in non residential areas; PLUS
- b) Part night lighting of alternate streetlights in residential areas; PLUS

- c) Maintained lighting in potentially sensitive areas, but to review the level of provision and implement alternate options between midnight and 5am where feasible

CONCLUSION

- 4.28 The Council is facing an unprecedented financial challenge over the next 4 years and all services and their delivery must be assessed.
- 4.29 If implemented, the proposals contained in this report would deliver £3.965M of full year savings for the Council.

5. THE NEED FOR SERVICE CHANGE

- 5.1 As documented in the remainder of this report, there is some level of opposition to the changes proposed. However, most of the respondents recognised that there was a need for service change and a review of all existing services, when set against the context of the budget savings that need to be made by the Council.
- 5.2 A series of general questions on the service change proposals as a whole were included in the questionnaire.
- 5.3 85.2% of respondents who completed the questionnaire stated that they understand why the Council needs to reduce services.

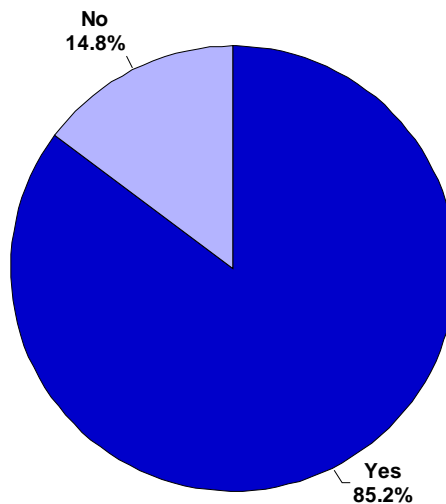


Figure 3 - Do you understand why the Council needs to reduce services?

- 5.4 79.4% of respondents who completed the questionnaire agreed that the Council should be reviewing all services and the way in which they are provided and that it was a reasonable approach to take.

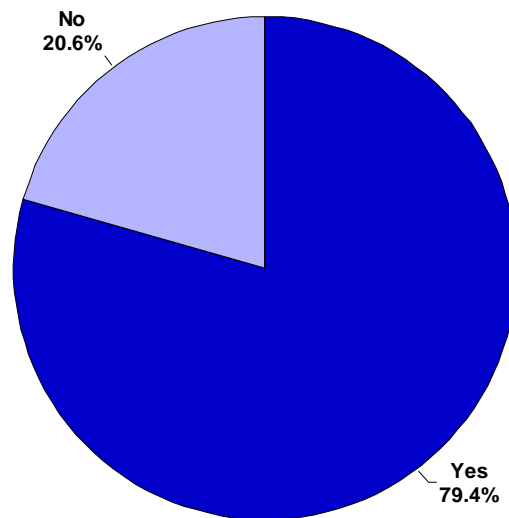


Figure 4 - Should the Council be reviewing all services?

- 5.5 The Council states that it is applying a number of principles, while assessing services, respondents who completed the questionnaire were asked if they agreed with them.
- 5.6 As can be seen below there was a mixed response to the principles outlined. The majority of respondents thought that services should continue to meet the Council's statutory obligations (63.1%) and that services should remain sustainable over the medium term (58.8%).

Table 2. Agreement and disagreement with the following principles

	Base		
		Yes	No
Total	2698	1488 55.2%	1210 44.8%
Services are as equitable as possible across RCT	548	309 56.4%	239 43.6%
Proposals result in a reasonable level of service remaining in place	540	273 50.6%	267 49.4%
Services will remain sustainable over the medium term (3-5 years)	529	311 58.8%	218 41.2%
Services will as far as possible be generally better or as good as the rest of Wales	542	255 47.0%	287 53.0%
Services will continue to meet the Council's statutory obligations	539	340 63.1%	199 36.9%

SECTION 6

PROPOSAL 1 – ADULT SOCIAL CARE CHARGES

PART A - Proposal 1 Open Responses

- 6.1 This section provides a summary of the detailed open comments and feedback received, including letters, emails, booklets and the open responses submitted as part of the online survey and from the returned paper surveys.
- 6.2 As stated in the methodology, all responses were considered, coded, input and filed. All of the open responses received have been numbered and filed.
- 6.3 The responses have been reviewed under a number of key themes that were identified as part of the analysis. These key themes form the basis of this summary report and highlight the main issues and arguments put forward.
- 6.4 This approach will hopefully provide a document that is accessible to the reader, as a summary of the main points taken from a wide range of often extensive submissions.
- 6.5 **Open responses in relation to proposal 1 were received from 623 individuals. The number of views expressed totalled 1,399.**
- 6.6 A number of respondents either stated their agreement or disagreement with proposal 1.

Table 3. Agreement and disagreement with the overall proposals for Adult Social Care Charges

	Agree	Disagree
Overall Proposal 1	97	221
Including responses for parts of proposal 1 (see table below)	43	134
Total	140	355

- 6.7 When the proposal is broken down into the detail you can see that for all parts of proposal 1 more people disagree than agree.

Table 4. Views on proposals for Adult Social Care Charges

	Agree	Disagree
Disability Related Expenditure Disregard (DRE)	6	46
Charging for Care services	3	40
Charging for Telecare services	28	30
Charging for Elderly and Mentally Infirm Residential Care	3	8
Charging for respite Care Services	3	10

6.8 Some respondents (90) said that they accepted the increase in charges.

6.9 As shown above there was some level of support for the proposed changes outlined in proposal 1;

“Agree with proposal 1, but think there could be more substantial savings made by cutting the unnecessary tiers of management within council run adult care facilities to that in external providers, eg day services, and respite care where there are 3 registered managers, a service development manager for only 12 beds “.

“I feel the proposals put forward concerning adult social care are sensitive and well thought out.”

6.10 However, the majority of responses indicated that they were against the proposal.

6.11 The following are the main themes/concerns to emerge from the consultation on proposal 1 overall.

- Affordability issues
- Health and social circumstances
- Independence
- Impact on the vulnerable
- Disagreement with the principle of charging
- Increase cost to the Council
- Negative impact on carers

- 6.12 A number of respondents commented about affordability issues. These included not being able to afford the increases, due to the rising cost of living and that they may have to stop using the service.

- **Affordability Issues (number = 174)**

“Will this charge take them over their maximum expenditure leaving them in debt or unable to pay for other provisions?”

“We are talking here of vulnerable adults and the elderly, who we already know switch off their heating to save money”

“how much care and support can these clients expect to have per week? It would mean that they would only have as much as they can afford not necessarily the same as the care they actually need.”

“important that people are not left needing help because of inability to pay.”

“While people receive DLA to cover costs of care, the reality is that welfare benefits are reducing and the costs of living are increasing. People are therefore having to use DLA to cover basic necessities such as food and utilities and the introduction of the reduced disregard of DLA when assessing personal contribution to personal care will mean they have to make stark choices between feeding themselves and getting the care they need”

- 6.13 Some respondents suggested that the proposal would have a detrimental affect on the health of the clients and potentially their social circumstances. This included mental health issues, impact on development or support networks and people’s quality of life.

- **Health and Social Circumstances (number = 89)**

“takes away individual dignity and runs the risk of people not taking up services that they need for their very basic well being”

“Some may have to lose services that they desperately need. It will bring extra stress to those effected and possibly effect their health”

“It is likely that this policy will therefore lead to a decline in the physical and mental health of our service users”

- 6.14 A number of respondents stated that there would be an impact on independence of clients.

- **Independence (number =41)**

"I am concerned about the proposal to reduce the DRE disregard....my son's DLA not only covers care costs, but allows him to access the community, to attend specialist disability activities"

"the changes will take away the little independence which most service users now have"

"any increase would have an impact on my ability to live independently even ...with carers this is very limited and would increase my social isolation/ exclusion and have an impact on my mental health wellbeing"

- 6.15 Linked to the issue of independence is that some respondents felt that the proposal could be said to be discriminating against the most vulnerable in society, including the elderly and people with disabilities.

- **Impact on the Vulnerable (number =90)**

"I disagree strongly that the Council is proposing to charge the most vulnerable adults within its own community"

"You are penalising the elderly, sick and disabled."

"Disagree with asking the most vulnerable in our society to pay for something that should be funded"

"don't pick on the vulnerable"

- 6.16 A number of respondents disagreed with the principle of charging.

- **Disagree with the Principle of Charging (number 21)**

"All elderly persons regardless of what monies they have should be given free care."

"I think adult social care is a right"

"Care and support charges should be fair for all. Why should pensioners who have worked hard all their lives and saved be propping up a service for others who have contributed nothing throughout their lives"

"disagree with these charges. Adults have been assessed as needing social care. These people are already suffering, whether it be mentally or physically, everyday life is very difficult for them. If they could do what other fit able body people could do I'm sure they would. Swap places with these disabled ones who every day face such challenges"

- 6.17 A small number of respondents suggested that there could be an increased cost to the Council in terms of the potential for knock on effects of the proposal and clients requiring different and more expensive care packages.

- **Increase cost to the Council (number = 18)**

“If we were unable to cope with our caring role or we were unable to afford the services that allow us to cope then the cost to the council would be far greater”

“We are saving the Government monies by caring for at home but in the future we may not be able to do so”

“It is likely that this policy will therefore lead to a decline in the physical and mental health of our service users which will have knock on effect on costs to the health service and further pressure on statutory services later on”

- 6.18 A number of responses stated that the proposals could have a negative impact upon carers, in terms of carers allowances, but also the potential for extra pressure on the carers time and physical and emotional health.

- **Negative Impact on Carers (number = 26)**

“the little help that my mother now receives would be gone and she would have to once again take on the role as main carer”

“very concerned about.....the effect it may have on family dynamics if services have to be changed etc”

“I am elderly... and disabled. Being sole carer – other than the carers who help us in the mornings - for my husband is exhausting. If we have to pay for the carers, I will never be able to afford a respite break”

(re. Caring duties) “you should realise how hard it is.....It is a break for me to have a day to myself....£17 would be a hardship to carers”

- 6.19 The following table shows the breakdown of the main themes against each element of proposal 1. It shows that affordability issues were important across all parts of the proposal (A-F), in particular for part B (DRE expenditure disregards) and C (charging for care services).

Table 5. Comments and themes emerging from Adult Social Care

Proposal 1 - Adult Social Care Changes	A - General	B - Disability related expenditure – disregards	C - Charging for care services	D - Charging for Telecare	E - Charging for EMI residential care	F - Charging for respite services	TOTAL OF ALL RESPONSES
Comment / Category							
Affordability issues	83	33	30	14	4	10	174
Health and Social Circumstances	45	18	18	0	1	7	89
Independence	18	9	10	1	0	3	41
Increase cost to the Council	7	4	5	0	0	2	18
Impact on the Vulnerable	69	7	7	2	4	1	90
Negative Impact on Carers	11	3	6	1	0	5	26

6.20 The other themes emerging from the responses to proposal 1 were;

- Safety issues, especially with regards to the telecare element (Number = 11)
- Current position - Current services do not meet clients needs (number = 7)
- Everybody should pay for respite services / charges should be consistent (number = 7)
- Impact on Hospitals - Increasing rates for services could discourage people in hospital from returning home (number = 5)

6.21 There were a number of other comments and other ideas, these included;

- Proposal does not impact upon me (13)
- Alternative suggestions (77) including;

“I do feel cuts could be made in other areas, such as cutting expenses for Government and council employees. Reducing Management positions..... We need ground level services and people who work at ground level but can do without pen pushers!”

“Charging for services should be undertaken on a fair and equal basis to all users. Affordability criteria should not ever be used. Charge all users of a service equally. Services should always be charged using a full cost recovery model.”

“Costs could be further and significantly reduced by promoting and using direct payments for more service users and reducing waste and inefficient duty schedules in the existing directly operated system.....”

Petitions

- 6.22 There were no petitions received for proposal 1.

Summary of Meetings/Forums

- 6.23 The following forums and meetings took place to explain the proposals to social care clients and carers and to obtain feedback for the consultation process;

- Life4Living Group
- People First
- Carers Dementia Workshop
- Alzheimer Group (Cynon)
- Alzheimers Forum
- Learning Disability Carers
- Interlink Mental Health Group

- 6.24 The following section outlines the main points raised in each of the meetings.

Overall

- 6.25 All of the groups were unable to agree with the proposals.

Life4Living Group

- Concerns regarding other phase 2 proposals
- Confusion regarding how proposals would impact on them as individuals

People First

- General disagreement
- Concerns regarding staff losing jobs (including Peoples First)
- Concerns that they could not afford to pay and would lose the service "What are we supposed to live on? Bread and water?", "If we have to pay more we'll have less to live on"
- Different views regarding assessments as some felt that everyone should pay the same and others highlighted that not everyone could afford to pay more
- The group also commented on other proposals – mostly disagreement

Carers Dementia

- Lots of questions around DRE, felt that the proposed reduction from 40% to 5% was considerable and there would be a negative financial impact on service users
- General queries around assessments and charging, information given
- Comments on other proposals, negative

Alzheimer Group (Cynon)

- Number of concerns regarding the proposals and impact on service users, especially where a service user had assets exceeding the threshold
- Concerns regarding how proposals would affect individuals and the community
- Comments on other proposals (generic, unable to determine whether positive or negative)

Alzheimers Forum

- Concerns regarding other proposals (from one group member, generic)

Learning Disability Carers

- Generally concerns regarding the increase in charges and disagreement for the Adult Social Care proposals
- It was agreed that the majority felt people receiving these services should be assessed and that charging should be the same for 18 – 21 year olds.
- Comments on other proposals (agreement with arts and culture reductions)

Interlink Mental Health Group

- The group felt that a reduction in the benefits disregards would be detrimental to the mental well-being of service users and carers. A hardship fund to support vulnerable people was suggested.
- Major concern in respect to the disregards as the group felt this would greatly reduce household income, especially if carers had given up their jobs to support their partner or child who had mental health problems.
- Concerns that anxiety over additional costs could be detrimental to health and cost services more in the long term due to additional support costs
- Concerned about negative impact on carers
- Suggested 20/25/30% disregard reduction instead and privatising services (not social care) for savings (refuse collection in Bridgend mentioned and highways, reduce manager salaries)
- Concerns regarding other proposals – general disagreement (e.g. swimming pools helped mental health)
- The group felt that any 'Impact Assessment' should also include changes in benefits, the 'bedroom tax', potential impact on stable mental health service users as a deterioration in health could result in increased intervention from services, a reduction in health beds, potential increase in homelessness. The accumulative effect of other Council cuts should also be considered.

PART B - Proposal 1 Questionnaire Responses

- 6.26 This section outlines the results of the direct questions in the online and paper questionnaire. 623 responses were received to the overall questionnaire with 569 online and 54 paper copies submitted.
- 6.27 70.6% of respondents agreed that the Council should be charging for care and support services, for service users who have the means to pay.
- 6.28 66.9% of respondents agree that the Attendance Allowance and Disability Living Allowance received by service users should be more fully taken into account in determining their ability to pay towards the cost of their care
- 6.29 54.7% of respondents agreed that the Council should increase fee levels to closer reflect the cost of providing home care and day services.
- 6.30 53% of respondents agreed that the council should increase the level of charge for telecare services (Lifeline) to cover the cost of the service.
- 6.31 58.8% of respondents agreed that Elderly and Mentally infirm residents should be charged at the same level in an externally run care home, as they would be in a Council run care home.
- 6.32 70% of respondents agreed that there should be a consistent approach to charging for all residential respite care services, including an assessment of a service user's ability to pay.

Impact by Protected Characteristic

- 6.33 Respondents were asked if they felt that the proposals would have more of an impact upon them, because of a number of factors. These factors are what are called protected characteristics and the Council is required to consider people with these characteristics as part of their obligations under the Equality Act 2010 and the resultant Public Sector Equality Duties.

- 6.34 The following table shows the number of responses that considered that proposal 1 would have an impact on the protected characteristics. Further detail will be shown in the Equality Impact Assessment.

Table 6. Adult Social Care Charges and protected characteristics

	Adult Social Care
Your Gender	79
Your Age	374
Your Ethnicity	21
Your Disability	302
Your Sexuality	22
Your Religion	20
Your Gender Identity	22
Your Marital status	42
Your Pregnancy	18
Your Language	23

SECTION 7

PROPOSAL 2 – HERITAGE SERVICE

PART A - Proposal 2 Open Responses

- 7.1 This section provides a summary of the detailed open comments and feedback received, including letters, emails, booklets and the open responses submitted as part of the online survey and from the returned paper surveys.
- 7.2 **Open responses in relation to proposal 2 were received from 446 individuals. The number of views expressed totalled 1545.**
- 7.3 A number of respondents either stated their agreement or disagreement with proposal 2. Most of the respondents were in disagreement.

Table 7. Agreement and disagreement with the proposals for the Heritage Service

	Agree	Disagree
Overall Proposal 2	28	106
Cynon Valley Museum	2	176
Rhondda Heritage Park	5	22
SLA with Pontypridd Museum	3	10
TOTAL	38	314

- 7.4 The following table shows the number of respondents who were in favour of closing or retaining the museums, as well as reducing and retaining opening hours.

Table 8. Views on closures and reduced hours over the heritage venues

	Close	Retain	Reduce Hours	Retain hours
Overall Proposal 2	3	45	7	31
Cynon Valley museum	1	161	3	108
Rhondda Heritage Park	3	10	5	2
SLA with Pontypridd Museum	1	8	0	3
TOTAL	8	224	15	144

7.5 The following section provides a selection of views for each facility.

Cynon Valley Museum

Close:

"I do not use the museum in Aberdare as it is full of jewellery and the exhibitions in there have not changed since the day it opened. It is not run as a museum, rather as a retail shop. I wish it WOULD fulfil the promise of bringing lifelong learning and preserving heritage but unfortunately I do not think this is the case. Its a very under used, under promoted and ill used facility"

"I feel that while the Rhondda Heritage Park is a good venue that deserves continued funding, the Cynon Valley Museum does not represent the same value."

"I live in Aberdare and see no use for the Cynon Valley Museum. Through the summer it offered nothing for children and I think money could be best served elsewhere."

Retain

"..... Very concerned regarding possible closure of Cynon Valley Museum as this is a valuable resource for historical record of the area and with the improvements implemented more recently, is an interesting and fun place to visit."

"Cynon Valley Museum is a unique facility. It attracts visitors to the area, and it houses wonderful displays pertinent to the history of the area."

"Rhondda Heritage is unwelcoming, cold and harsh, there are no facilities like there are in the Cynon Valley Museum, their history is boring and about the Rhondda and mining, not about life in our Valley. If you close the Cynon Valley Museum, you'll be shooting yourselves in the foot!"

Rhondda Heritage Park

Close:

"Rhondda Heritage Park is a waste of public money and should be closed! I cannot find any reason to have it? The car park is NEVER full."

Retain:

"Rhondda Heritage Park has visitors from all over the World and is signposted for miles around, spending should NOT be reduced for this service."

"The closure of the Heritage Park will directly effect tourism, the community groups that put on events there and our national heritage."

“The Rhondda Park is the main cultural attraction in the county and should be better protected from cuts”

“Rhondda Heritage Park is a more apt facility to retain due to its parking facilities, and close proximity to cycle and pedestrian walkways.”

7.6 There was some general support for the proposed changes outlined in proposal 2.

“Reluctantly agree, but perhaps another option is to work more closely with the National Museums of Wales”.

“Affordable and quality care for elderly infirm residents of the Borough is more important than these "Cultural" venues. I will be quite happy for these facilities to close if it means leaving social services as they are.”

“I agree with a cut in funding as I feel the service is outdated”

“if cuts do have to be made within the cumulative phase process then I believe that the right decision has been made with regard to the proposals for the Heritage Service and that such cuts should be made at the expense of more vital educational, social care and infrastructural services”

7.7 However, the majority of responses indicated that they were against the proposal.

“our Grandchildren's heritage and should be preserved as such.”

“I disagree with the proposal to reduce heritage services. The council's strap line is strong heritage strong future - so how can RCT residents and others learn about their heritage without these important assets?”

“I do not agree with cutting these services it is essential to build up tourism in the RCT which reflects our heritage”

“I still believe they should provide this service though as it offers cultural education, and is an area for people to meet - especially the elderly where socialising and meeting people is a key part in fighting depression and loneliness in the elderly which increase the illnesses and likelihood of developing an illness in the elderly which will cost more in the long run to provide health care and care mentioned in proposal one.”

7.8 The following are the main themes/concerns to emerge from the consultation on proposal 2;

- Historical Reasons
- Impact on community groups
- Exhibits
- Economic Reasons
 - Impact on the economy/tourism

- Cost of storing artefacts
- Potential loss in revenue
- Impact on business
- Wasting money
- School use

7.9 One of the main concerns put forward by respondents was the historical value of the Council's Heritage Service, including giving the area a sense of identity and heritage.

- **Historical Reasons (number = 149)**

“Very concerned regarding possible closure of Cynon Valley Museum as this is a valuable resource for historical record of the area and with the improvements implemented more recently, is an interesting and fun place to visit.”

7.10 A number of respondents thought that the proposed changes would have a generally negative impact on the community groups who use the facilities. This impact included the potential loss of workshops, participatory arts activities and school groups;

- **Impact on Community Groups (number = 54)**

“It would be an absolute travesty to lose them and would give the people of Cynon Valley nothing to be proud of. From language groups, mother and baby meetings, local artists and jewellers to education for surrounding schools and visitors these sites are a mecca in an otherwise desolate valley.”

“Groups that use the venues would also have to relocate which could lead to them folding.”

7.11 A number of respondents were concerned about the collections and artefacts in the museums and what would happen to them if a facility was to close.

- **Exhibits (number = 63)**

“If it was closed, what would happen to all the exhibits?”

7.12 Some of the main reasons for opposition to proposal 2 were on economic grounds.

- **Economic impact**

Table 9. Reasons for opposition to proposal 2

	Number
Impact on Tourism	44
Cost of storing artefacts	6
Loss of revenue	25
Impact on Business	14
Wastage	7

“Cynon Valley Museum is a unique facility. It attracts visitors to the area, and it houses wonderful displays pertinent to the history of the area.”

“I disagree wholeheartedly with the decision to close Cynon Valley Museum and the possibility of Rhondda Heritage Park also closing. Both these venues are a cultural centre for the surrounding community and a tourist destination for much needed revenue in struggling small welsh towns.

“Without these heritage centres the towns remain void of interest as a tourist destination, and have nothing to show for it's communities sprit and creativity.”

“I do not agree with cutting these services it is essential to build up tourism in the RCT which reflects our heritage”

“why has so much money been spent on these services and now they are being shut?”

- **School Use (number = 33)**

7.13 The use of the heritage facilities for school use including for educational workshops and classes was seen as one reason to oppose proposal 2.

7.14 The following table shows the breakdown of the main themes against each facility in proposal 2. As can be seen most of the comments related to the Cynon Valley Museum, with 100 respondents against the proposal on the basis of historical reasons.

Table 10. Comments and themes emerging from the Heritage Service

Proposal 2 - Heritage Service	A - General	B - Cynon Valley museum	C - Rhondda Heritage Park	D - SLA with Pontypridd Museum	TOTAL OF ALL RESPONSES
Comment / Category					
Historical Reasons	41	100	6	2	149
Impact on community groups	4	46	3	1	54
Exhibits	7	55	0	1	63
Cost of storing artefacts	2	4	0	0	6
Economic reasons	17	23	4	0	44
Potential loss in revenue	0	24	1	0	25
Impact on business	3	11	0	0	14
Wasting money	0	5	0	2	7
School use	8	23	1	1	33

- 7.15 The other themes emerging from the responses to proposal 2 were;
- Accredited museum (*The Accreditation Scheme sets nationally agreed standards for museums in the UK. An Accredited museum would have met approved standards in the key areas of museum management, collection care and public services*) (number = 8)
 - Accessibility issues (number = 12)
 - Impact on welsh language/culture (number = 10)

- 7.16 There were a number of other comments and other ideas, these included alternative suggestions (number = 63);

“Should remain open fully funded by the Local Council or directly from The Welsh Government”.

“Merge services with libraries, expand library services”

“Both these venues provide a draw for tourists to the area. I am personally aware that visitors travel long distances to see the exhibitions. They just need better advertising!!!!”

“Is there an option to transfer ownership and running of the Heritage Park to the National Museum of Wales?”

Petitions

- 7.17 A number of specific petitions for proposal 2 were submitted as follows. All were related to the Cynon Valley Museum;

Table 11. Petitions received against Proposal 2

Title	Number / signatures
Proposed closure of Cynon Valley Museum	132
Halt the proposed closure of Cynon Valley Museum and Art gallery in Aberdare (online print-out)	1142
Halt the proposed closure of Cynon Valley Museum and Art gallery in Aberdare (paper version)	13
Please sign below to help us keep Aberdare Museum open	37
Petition against closure of Cynon Valley Museum	63
Save our heritage for your children, save our Cynon Valley Museum	3196
Total	4583

PART B - Proposal 2 Questionnaire Responses

- 7.18 This section outlines the results of the direct questions in the online and paper questionnaire. 623 responses were received to the overall questionnaire with 569 online and 54 paper copies submitted.
- 7.19 Respondents were asked how often they visited the Cynon Valley Museum and the Rhondda Heritage Park. As can be seen in the following figure below the majority of respondents have never visited the Cynon Valley Museum or “less frequently” than monthly. This was also the case with the Rhondda Heritage Park, although more respondents had visited there at some point.

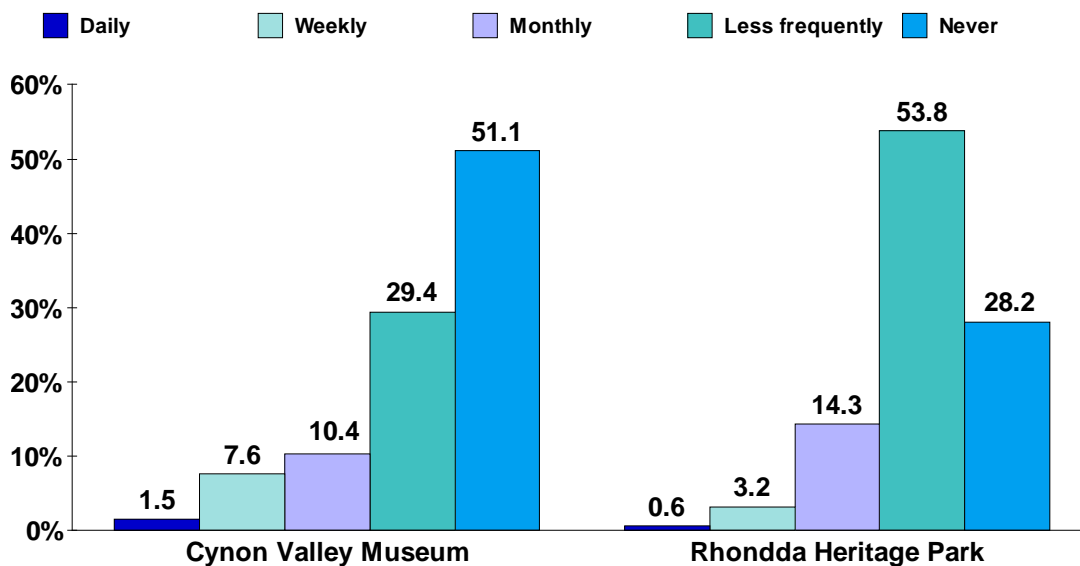


Figure 5 – How often do you visit the following venue?

7.20 Respondents were asked to consider the important functions of the 2 heritage sites. As can be seen in the table below the most important function of the Cynon Valley Museum and Rhondda Heritage Park was reported to be preserving the heritage, followed by use for arts & culture.

Table 12. Perceptions of the most important functions of the venues (Multiple-choice question)

	Cynon Valley Museum and Gallery	Rhondda Heritage Park
Arts & Culture/Recreation	275	315
Education/Lifelong Learning/Classes	245	292
A venue for community groups to meet	231	251
Preserving the heritage of the Cynon Valley / Trehafod Collieries and surrounding area	295	388
Restaurant / cafeteria	192	210
Other	35	53

7.21 42.9% of respondents stated that they thought the Council should reduce spending in this service area.

Impact by Protected Characteristic

- 7.22 Respondents were asked if they felt that the proposals would have more of an impact upon them, because of a number of factors. These factors are what are called protected characteristics and the Council is required to consider people with these characteristics as part of their obligations under the Equality Act 2010 and the resultant Public Sector Equality Duties.
- 7.23 The following table shows the number of responses that considered that proposal 2 would have an impact on their protected characteristics. Further detail will be shown in the Equality Impact Assessment.

Table 13. Heritage service and protected characteristics

	Heritage
Your Gender	70
Your Age	143
Your Ethnicity	58
Your Disability	48
Your Sexuality	22
Your Religion	34
Your Gender Identity	26
Your Marital status	25
Your Pregnancy	16
Your Language	56

SECTION 8

PROPOSAL 3 – ARTS AND CULTURAL SERVICES

PART A - Proposal 3 Open Responses

- 8.1 This section provides a summary of the detailed open comments and feedback received, including letters, emails, booklets and the open responses submitted as part of the online survey and from the returned paper surveys.
- 8.2 **Open responses in relation to proposal 3 were received from 521 individuals. The number of views expressed totalled 2,103.**
- 8.3 A number of respondents either stated their agreement or disagreement with proposal 3. Most disagreed (456), especially in relation to the proposal to close the Muni Arts Centre (270).

Table 14. Agreement and disagreement with proposals for Arts & Cultural services

	Agree	Disagree
Overall Proposal 3	22	121
Coliseum	3	38
Park & Dare	1	27
The Muni	2	270
TOTAL	28	456

- 8.4 The following table shows the number of respondents who were in favour of closing or retaining the theatres and reducing or retaining the arts programme. 254 people suggested that the Council should retain the Muni and 148 it's Arts programme.

Table 15. Views on closures and reduced arts programmes over Arts & Cultural services

	Close	Retain	Reduce Arts Prog.	Retain Arts Prog.
Overall Proposal 3	7	84	7	60
Coliseum	4	39	3	28
Park & Dare	2	28	1	16
The Muni	1	254	1	148
TOTAL	14	405	12	252

- 8.5 The following section provides a selection of quotes for the closing or retention of the arts and cultural facilities.

Coliseum

Close:

"I suggest that if a venue is to close, it should be The Coliseum Theatre. It is not central (there are no 'walk-in' customers), it's function facilities are rarely utilised or hired out; no income generation, there are no engagement classes/activities."

"Alternative would be to close those theatres which cannot support themselves - the Coliseum (has no real parking facilities) bring in very little revenue and are in areas that people do not really want to travel to watch any shows."

"I am surprised that you suggest closing the Muni when it's listed and the Coliseum isn't. You could close the Coliseum and sell the site for development gaining capital. The Park and Dare is a listed well used community facility that MUST be retained."

Retain:

"As a theatre producer, I believe that the Muni Arts Centre and the Coliseum are the most attended of the three venues. However, the Park and Dare has the biggest historical importance. All three venues have significant value to the community."

"There's hardly anything in the valleys for Adults and children and to close Aberdare coliseum would be a disgrace."

"The quality of various performances in the Coliseum is second to none and it would be devastating for the community if this venue should close."

Park & Dare

Close:

"the Park & Dare has outstanding maintenance costs of over £1million, while the Muni has a much lower amount. surely its best to carry on with a better building than ploughing money into a crumbling structure."

Retain:

"believe that the Park and Dare theatre should remain open, simply due to the fact that it is a building of significant cultural heritage and whose function with the region is important to maintain, even if solely for cultural services. If cuts have to be made in the area then I believe that the decision to close the Muni centre is reasonable, given the closer

proximity of Pontypridd to other cultural facilities in South Wales i.e Cardiff.”

“the Park and Dare has the biggest historical importance”

“As a building so widely loved and used in the area it would be a travesty to close a building that is a purpose built theatre (paid for by the miners) against a building that is a converted church. Use the Muni for some other purpose but a wonderful Grade 2 listed theatre should not be even under consideration for closure.”

“The Park and Dare is a listed well used community facility that MUST be retained”

Muni

Close:

“the decision to close the Muni centre is reasonable, given the closer proximity of Pontypridd to other cultural facilities in South Wales i.e Cardiff.”

Retain:

“If one theatre is to (be) kept Muni Arts with its central location and facilities are great!”

“closures of the Muni in Pontypridd would leave the Taff-Ely area without a single venue for arts and culture in the area”

“I am very concerned about the proposed closure of the Muni in my view it is the most successful of all the theatres in particular in terms of access and participatory events i do not think the arguments for closure take this.....”

- 8.6 There was some level of support for proposal 3

“if not a statutory service don't provide the service”

“not a necessity.”

“This is a much better plan, when hard times hit we sell the TV, not put our elderly out in the snow to die to ensure more luxuries for the young and fittest!”

- 8.7 However, the majority of responses indicated that they were against the proposal.

“I do not agree with the proposal. I believe the RCT is built upon the arts and closing any of these venues will take away the heart of their towns. These venues have developed some great Welsh talent, and closing any would leave a whole in their communities.”

"I feel if these venues were closed then they would fall into disrepair and be an eye sore for the community"

"The theatres and arts centres are vital to the local economy of the communities in which they are based"

"It's bad for business and it sends the wrong message to people who might otherwise consider moving here or investing in the towns."

"money lost to local shops, restaurants and car parks"

8.8 The following are the main themes/concerns to emerge from the consultation on proposal 3;

- Impact on community groups
- A perceived high usage of facilities
- Heritage and Cultural opportunities
- Economic Reasons
 - Impact on the economy/tourism
 - Potential loss in revenue
- Accessibility Issues

8.9 A number of respondents thought that the proposed changes would have a generally negative impact on the community groups who use the facilities. This impact included the potential loss of workshops, participatory arts activities and the impact the proposal would have on school groups;

- **Impact on Community Groups (number = 159)**

"community groups will be lost, and you will see massive social repercussions. Although you'll be at a gross profit by closing the centre, you'll be at a net loss in terms of policing and wider social issues."

"popular engagement activities"

"frequently used by amateur and schools hiring the venues."

"if the Muni closes then I will not be able to take part in dance and drama classes in my area any more. I also go to the Muni to see shows and concerts, and also have lots of new friends because of the Muni"

8.10 A number of respondents felt that the facilities were widely used by a wide range of people of all ages, across a wide geographical area and that they should not be closed.

- **High Usage (number = 42)**

"It is an important amenity used by thousands of people throughout the year"

"thousands of people of the community enjoy every year"

“It’s used by so many different people for all kinds of events”

8.11 Linked to the above, a number of respondents stated that the facilities are used for a variety of different uses, including the provision of cultural opportunities.

- **Heritage and Cultural opportunities (number = 187)**

“I disagree with the proposal because it will remove access to the arts for a large number of the community”

“Arts and Culture is an important part in any community”

“provide invaluable resources, opportunities and a place to enjoy various types of live music, plays and musicals or simply to join in a community based group activity.”

“Our country is renowned for our rich heritage in arts and singing. To give hope to a future that appears to be bleak.”

“The loss of a venue for theatre, entertainment and arts would be a great loss to Pontypridd, which has no other similar venue available. The building is of historic value to the town and should be kept for public use.” (Muni)

8.12 Some of the other reasons for opposition to proposal 3 were economic reasons.

- **Economic impact**

Table 16. Reasons for opposition to proposal 3

	Number
Loss of income	8
Impact on Businesses	17

“If the Muni is closed, it will be a step closer to closing Pontypridd”

“can be an economic asset to RCT and South Wales” (Muni)

“It provides young hopeful musicians with a platform on which they can build a hopefully promising music career”

8.13 A number of respondents suggested that they were concerned about the impact that a closure would have on access to a facility, the distance to any retained facility and associated transport issues to get to other facilities;

- **Accessibility Issues (number = 133)**

“Travelling North in the late evening is not an option for the elderly”

“With the reduction in bus routes it is likely to be more difficult to access the other theatres, plus people tend to go to ones on their doorstep especially when they are elderly or ill.”

“a number of people who rely on these venues do not drive and are not in financial position to further spend on travel”

“The funded venues serve local communities who do not and will not travel across RCT”

“I have no transport to go to Aberdare or Park and Dare.”

“The Muni is the only theatre that can appeal to residents of other counties as it has the best transport links.”

“The Coliseum Aberdare is a great venue for local people, especially the elderly and young families as its affordable and easily accessible for local people.”

- 8.14 The following table shows the breakdown of the main themes against each facility in proposal 3. As can be seen most of the comments related to the Muni Arts Centre, with 125 respondents against the proposal on the basis of historical reasons.

Table 17. Comments and themes emerging from Arts and Cultural Services

Proposal 3 - Arts and Cultural Services	A - General	B - Coliseum	C - Park & Dare	D - Muni	TOTAL OF ALL RESPONSES
Comment / Category					
Impact on community groups	24	20	5	110	159
A perceived high usage of facilities	4	5	6	27	42
Heritage and Cultural opportunities	36	15	11	125	187
Potential loss in revenue	3	0	1	4	8
Economic Reasons	6	0	1	10	17
Accessibility Issues	47	15	12	59	133

- 8.15 Some other themes emerging from the responses to proposal 3 were;

- Loss of Cinema Facility (number = 16)
- Empty Buildings (number = 6)
- Impact on Elderly/Disabled (number = 4)

- 8.16 There were a number of other comments and other ideas, these included;

- **Loss to the community;**

“it’s an integral part of our community and its history”

“Pontypridd will become a ghost town”

“This would be a great and terrible loss to the area”

“vital to the community and the next generation”

- **Development/ social skills/wellbeing;**

“children gain self confidence from the drama and various other activities held there”

*“these classes have helped to develop my social and presenting skills”
(dance and theatre lessons)*

“I performed in this theatre many times when I was young. It kept me off the streets, out of trouble. It helped give me confidence which spurred me on to have a very successful career in the entertainment business”

“Closing this building would decimate the arts in our area and would have huge negative consequences on the wellbeing of many”

Petitions

8.17 A number of specific petitions against proposal 3 were submitted as follows;

Table 18. Petitions received against Proposal 3

Title	Number / signatures
Proposal 3 Muni Arts Centre	558
Stop the closure of the Muni Arts Centre, Pontypridd	2579
Stop the closure of the Muni Arts Centre, Pontypridd <i>(Petition Individual responses - comments only)</i>	708
Total	3845

PART B - Proposal 3 Questionnaire Responses

8.18 This section outlines the results of the direct questions in the online and paper questionnaire. 623 responses were received to the overall questionnaire with 569 online and 54 paper copies submitted.

8.19 Respondents were asked how often they visited the 3 venues. As can be see in the table below, the majority of respondents had never visited or visited the facilities less frequently than monthly.

Table 19. Visits to Arts and Cultural Services venues

	Daily	Weekly	Monthly	Less frequently	Never
Muni Arts Centre, Pontypridd	12 (2.3%)	40 (7.4%)	121 (22.4%)	213 (39.5%)	153 (28.4%)
Coliseum, Aberdare	5 (1.0%)	27 (5.1%)	80 (15.3%)	183 (34.9%)	229 (43.7%)
Park and Dare, Treorchy	7 (1.4%)	35 (6.6%)	71 (13.4%)	206 (39.0%)	209 (39.6%)

8.20 Of those respondents who did use the venues, the following usage was reported;

Table 20. Reasons for visiting the Arts and Cultural Services venues (multiple-choice question)

	Muni Arts Centre	Coliseum	Park and Dare
Professional arts events, such as comedy, music and drama	299 42.4%	192 27.2%	214 30.4%
The Daytime Delights programme such as Concerts and Cakes	72 48.3%	39 26.2%	38 25.5%
Amateur and community arts performances by local choirs, dance and drama groups	197 39.6%	145 29.1%	156 31.3%
School drama and musical performances	165 38.4%	122 28.4%	143 33.3%
Family Friendly events such as panto	204 41.0%	147 29.6%	146 29.4%
Young people's events such as rock and pop	166 51.2%	79 24.4%	79 24.4%
Cinema	105 27.9%	139 36.9%	133 35.3%
Recorded and live arts events screened in our theatres	104 37.5%	87 31.4%	86 31.0%
Room hire	88 46.6%	46 24.3%	55 29.1%

- 8.21 Respondents were also asked if they attended any of the venues for a number of participatory arts activities, the results are shown in the table below;

Table 21. Attendance of participatory arts activities in theatres (multiple-choice question)

Base / Responses	499
Do you attend any of the following participatory arts activities in the theatres?	100.0%
TakepART dance, drama and singing	42 8.4%
Get Fresh break dancing	8 1.6%
Community Dance Workshops including Toddlers toes	25 5.0%
Cast Academy performing arts project	15 3.0%
Creative industry activity including Make It media project and career seminars	31 6.2%
O25 choir	12 2.4%
None of the above	366 73.4%

- 8.22 21.6% of respondents stated that they would travel to a retained theatre, if they were a user of a theatre proposed for closure.
- 8.23 19.9% of respondents thought that the geographical coverage of the theatres in the proposal was reasonable

Impact by Protected Characteristic

- 8.24 Respondents were asked if they felt that the proposals would have more of an impact upon them, because of a number of factors. These factors are what are called protected characteristics and the Council is required to consider people with these characteristics as part of their obligations under the Equality Act 2010 and the resultant Public Sector Equality Duties.
- 8.25 The following table shows the number of responses that considered that proposal 3 would have an impact on the protected characteristics. Further detail will be shown in the Equality Impact Assessment.

Table 22. Arts & Cultural Services and protected characteristics

	Arts & Culture
Your Gender	96
Your Age	174
Your Ethnicity	58
Your Disability	56
Your Sexuality	32
Your Religion	28
Your Gender Identity	28
Your Marital status	37
Your Pregnancy	18
Your Language	59

SECTION 9

PROPOSAL 4 - SUPPORTED BUS ROUTES

PART A - Proposal 4 Open Responses

9.1 This section provides a summary of the detailed open comments and feedback received, including letters, emails, booklets and the open responses submitted as part of the online survey and from the returned paper surveys.

9.2 **Open responses in relation to proposal 4 were received from 218 individuals. The number of views expressed totalled 459.**

9.3 There was some support for proposal 4.

“I agree that there needs to be a cut in services as some routes are not economical.”

“I agree that subsidised routes need to be evaluated and reduced to what is the minimum amount of subsidy and still have an effective primary routes service”

9.4 However, the majority of responses indicated that they were against the proposal.

Table 23. Agreement and disagreement with the proposals for the supported bus routes

	Agree	Disagree
Overall Proposal 4	37	103

9.5 The following are the main themes to emerge from the consultation on proposal 4;

- Buses are a lifeline
- Impact on independence
- Social Exclusion

Table 24. Reasons for opposition to Proposal 4

Proposal 4 - Supported Bus Routes	
Comment / Category	TOTAL OF ALL RESPONSES
Buses are a lifeline	62
Impact on independence	53
Social exclusion	46

9.6 A number of respondents suggested that buses provide a lifeline for some residents, with the service often being the only way for people to get about.

- **Buses are a lifeline (number = 62)**

“obvious impact upon the elderly and infirm who are dependent on their local bus routes to get to libraries, post offices, the shops, etc”

“many people here don't have a car or access to one and they do require access to some form of transport.”

“public transport is the only way that some people can get out and is vital for their wellbeing”

“Buses are the only available and affordable mode of transport for a lot of people within Rhondda Cynon Taff.”

“Cutting bus routes disproportionately affects those people least able to change to alternative modes of transport - the elderly, the young and the unemployed. Public transport is an essential not a nice to have.”

“Withdrawing services would isolate people more than they are already (particularly elderly/disabled people). Buses are a lifeline to those who don't or can't drive in an area like this.”

9.7 A number of respondents suggested that there could be a negative impact on the more vulnerable in society and people's independence. This included disabled and older bus users.

- **Impact on People's Independence (number = 53)**

“I have osteo arthritis and cannot therefore walk long distances, so bus services are extremely important to me.”

“such routes can be a lifeline to many”

“I depend entirely on the buses”

“I can't walk far so I won't be able to go out”

“I depend greatly on the bus service, as I live on my own and cannot walk to town, I use the bus frequently every week”

- 9.8 A number of respondents thought that some communities may become socially excluded or isolated and there could be less opportunities for the residents affected by the proposal.

- **Social Exclusion (number = 46)**

“Removing more bus routes would result in many communities being virtually cut off from means of travel.”

“you do have the potential for leaving some in our community isolated “

- 9.9 The other themes emerging from the responses to proposal 4 were;

- Related to specific bus routes/numbers (number = 8)
- Current Service doesn't run at specific / convenient times (number = 6)
- Accumulative impact of other changes (number = 3)
- Negative impact on bus operators (number = 3)
- Impact on town centres (number = 2)

- 9.10 There were a number of other comments and other ideas, these included;

“Bus passes should be means tested”

“The number of reasons for subsidising travel costs for individuals should be considered”

“Scaling down of mid day quiet periods. but still in place to meet demands of employment and general daily travelling requirements.”

“Maybe a pared down service or smaller or more economical vehicles”

“shouldn't funding be proportionally reduced across all routes, rather than just giving it all to a few routes, and withdrawing it totally from others.....this would ensure vulnerable people such as the elderly, and those who rely on public transport for commuting are not at a disadvantage, especially in evenings and weekends.”

“Use 1 bus company to run services

“use mini buses on less frequented routes”

PART B - Questionnaire Responses

- 9.11 This section outlines the results of the closed questions in the online and paper questionnaire. 623 responses were received to the overall questionnaire with 569 online and 54 paper copies submitted.
- 9.12 72.1% of respondents considered that the Council should continue to invest in subsidised bus routes.
- 9.13 82.9% of respondents stated that the Council should focus its investment on local rather than regional bus services.
- 9.14 Respondents were asked to rank the relative importance of a number of factors, in deciding which bus routes should receive support.
- 9.15 As can be seen in the table “the unavailability of alternative services” was stated as the most important factor to be considered by the highest percentage of people (32.5%), closely followed by “the number of users per journey” (29.7%).

Table 25. Ranking of the most important and least important factors

	Base / respondents	1	2	3	4	5	6	7
The number of users per journey	397	118 29.7%	45 11.4%	26 6.5%	40 10.1%	39 9.8%	59 14.9%	70 17.6%
The subsidy per passenger	385	30 7.8%	43 11.1%	50 13.0%	47 12.2%	53 13.8%	70 18.2%	92 23.9%
The unavailability of alternative services	381	124 32.5%	53 13.9%	51 13.4%	50 13.1%	39 10.3%	37 9.7%	27 7.1%
The likelihood of related commercial bus service withdrawals	372	21 5.6%	53 14.2%	49 13.3%	63 16.9%	70 18.8%	48 12.9%	68 18.3%
The loss of journeys for shift workers	377	40 10.6%	58 15.3%	76 20.2%	63 16.7%	51 13.5%	56 14.9%	33 8.8%
The loss of journeys for health care and hospital visiting	386	56 14.5%	85 22.0%	83 21.5%	58 15.0%	52 13.5%	40 10.4%	12 3.1%
The loss of journeys for education and training	394	36 9.1%	58 14.7%	62 15.7%	79 20.1%	60 15.3%	45 11.4%	54 13.7%

9.16 Other factors suggested for consideration included;

- Lifeline to people/ important service/ independence / people (including elderly) rely on the service / geography considerations (number=59)
- Other / alternative ideas (number=41)
- Routes should be supported / are important / change routes (number=32)
- Money / budget / finance / means tested / charge more/ charge OAP's (number=14)

Impact by Protected Characteristic

9.17 Respondents were asked if they felt that the proposals would have more of an impact upon them, because of a number of factors. These factors are what are called protected characteristics and the Council is required to consider people with these characteristics as part of their obligations under the Equality Act 2010 and the resultant Public Sector Equality Duties.

9.18 The following table shows the number of responses that considered that proposal 4 would have an impact on the protected characteristics. Further detail will be shown in the Equality Impact Assessment.

Table 26. Supported bus routes and protected characteristics

	Bus Routes
Your Gender	73
Your Age	209
Your Ethnicity	25
Your Disability	105
Your Sexuality	14
Your Religion	15
Your Gender Identity	14
Your Marital status	20
Your Pregnancy	20
Your Language	20

SECTION 10**PROPOSAL 5 - PROVISION OF PADDLING POOLS****PART A - Proposal 5 Open Responses**

- 10.1 This section provides a summary of the detailed open comments and feedback received, including letters, emails, booklets and the open responses submitted as part of the online survey and from the returned paper surveys.
- 10.2 **Open responses in relation to proposal 5 were received from 306 individuals. The number of views expressed totalled 667.**
- 10.3 A number of respondents either stated their agreement or disagreement with proposal 5 and those respondents who were in favour of closing or retaining the paddling pools

Table 27. Views on closures of paddling pools

	Agree	Disagree	Close	Retain
Overall Proposal 5	60	177	36	100
Abercynon	0	0	0	0
Aberdare	0	5	1	3
Brynifor	0	2	0	0
Cwmaman	0	0	0	0
Ynysybwl	0	2	0	1
Lee Gardens	0	1	0	0
Gelligaled	0	1	0	1
Maerdy	0	0	0	0
Pentre	0	0	0	0
Treorchy	0	1	0	1
Treherbert	0	0	0	0
Wattstown	0	1	0	0
TOTAL	60	190	37	106

- 10.4 There was some support for the proposed changes outlined in proposal 5.

“Again paddling pools are not essential. They look dirty and unkept I would not allow my children to use. There are usually free swimming in leisure centres so why duplicate”

“preferably would not want to reduce spending but when against other social services for vulnerable people, this would be a lesser priority. That said, we should be encouraging children to play outdoors and to socialise with other children. Plus for parents to socialise.”

“Agree to close them - waste of money especially during wet / cold summers”

“I agree with the closing of such services over others as I think even though they do have a place in the community, they are probably only able to be used for a few weeks of the year because of the uk weather...we need places that service people of the valleys all year around.”

“I agree providing the indoor pools are kept open on weekends to replace them if the indoor pools are being closed on weekends then paddling pools should be open”

10.5 However, the majority of responses indicated that they were against the proposal.

10.6 The following are the main themes to emerge from the consultation on proposal 5;

- Historical reasons
- Retain 1 pool in each area
- Accessibility issues
- Taking away opportunities

10.7 A number of respondents stated that the paddling pools should remain open for historical reasons and the fact that they have been used by the community for a number of years.

- **Historical Reasons (number = 10)**

“Used these since I was a child. It's our children who will suffer”

“we have great memories” (of using the paddling pool)

“I have many happy memories from my childhood using the Council paddling pools.....I would like to think that my children will not be missing out on the same memories by closing these pools”

10.8 Some of the respondents suggested that a better option would be to retain 1 paddling pool in each area Rhondda, Cynon and Taf.

- **Retain 1 Pool in each area (number = 12)**

“you should keep at least one pool open in each area”

10.9 A number of respondents suggested that they would have difficulty in getting to other alternative facilities.

- **Accessibility Issues (number = 12)**

“people may not be able to afford the bus fare” (to get to another paddling pool”

10.10 Some respondents thought that the removal of the pools would reduce the opportunities available for young people.

- **Taking away opportunities (number = 7)**

“Children need to be confident in and around water. Paddling pools provide the next steps to learning to swim. They also provide exercise, with obesity rates constantly being reported exercise is paramount to the health of the community”

“Completely disagree with withdrawal of funding for paddling pools, there is no argument for this as the amount of money that is spent vs health benefits plus income from related business is trivial.”

“Do not close leisure facilities, you want people to live healthier life styles how they can do this without facilities.”

“Disagree. The paddling pools are a fun, safe place to take children during the summer while living on a tight budget. The closure of one would create over crowding at another and some people may not be able to afford the bus fare.”

10.11 The other themes emerging from the responses to proposal 5 were;

- Keep/Bring back Pontypridd Paddling Pool (number = 24)

10.12 There were a number of other comments and other ideas, these included;

- Health/childhood obesity issues
- They provide something to do, “a cheap day out”
- As long as you keep other leisure and swimming pools open
- Should be open and used more often, in all holidays and throughout the summer
- Make a small charge, would be prepared to pay.

PART B - Questionnaire Responses

10.13 This section outlines the results of the direct questions in the online and paper questionnaire. 623 responses were received to the overall questionnaire with 569 online and 54 paper copies submitted.

10.14 49.1% of respondents stated that they or their family use a Council run paddling pool.

10.15 42% of respondents thought that the Council should reduce spending in this area.

Impact by Protected Characteristic

10.16 Respondents were asked if they felt that the proposals would have more of an impact upon them, because of a number of factors. These factors are what are called protected characteristics and the Council is required to consider people with these characteristics as part of their obligations under the Equality Act 2010 and the resultant Public Sector Equality Duties.

10.17 The following table shows the number of responses that considered that proposal 5 would have an impact on the protected characteristics. Further detail will be shown in the Equality Impact Assessment.

Table 28. Paddling pools and protected characteristics

	Paddling Pools
Your Gender	53
Your Age	87
Your Ethnicity	18
Your Disability	30
Your Sexuality	15
Your Religion	14
Your Gender Identity	15
Your Marital status	27
Your Pregnancy	26
Your Language	12

SECTION 11

PROPOSAL 6 - LEISURE SERVICES

PART A - Proposal 6 Open Responses

- 11.1 This section provides a summary of the detailed open comments and feedback received, including letters, emails, booklets and the open responses submitted as part of the online survey and from the returned paper surveys.
- 11.2 **Open responses in relation to proposal 6 were received from 1,413 individuals. The number of views expressed totalled 5,859.**
- 11.3 A number of respondents either stated their overall agreement or disagreement with proposal 6. This can also be broken down into the agreement levels with regards to the individual facilities, as shown below. As expected the highest level of disagreement is found with those facilities that are proposed to close, in particular Bronwydd Pool (number = 747).

Table 29. Agreement and disagreement with proposals for the leisure service

	Agree	Disagree
Overall - Proposal 6	21	229
Proposal to Retain		
Llantrisant LC	0	3
Michael Sobell SC	0	0
Rhondda SC	0	4
Aberdare Pool	0	4
Satellite centre		
Abercynon SC	2	39
Hawthorn LC	0	28
Rhondda Fach SC	8	44
Tonyrefail SC	1	17
Close/Transfer		
Llantwit Fardre LC	0	110
Hawthorn Pool	2	115
Bronwydd Pool	2	747
TOTAL	36	1,340

11.4 The following table shows the number of respondents who were in favour of closing or retaining the leisure facilities and reducing or retaining the opening hours. Again, as expected the centres with the highest responses are those in favour of retaining those centres that are proposed for closure.

Table 30. Views on closures and reduced hours over leisure services

	Close	Retain	Reduce hours	Retain hours
Llantrisant LC	0	3	0	2
Michael Sobells SC	0	0	0	0
Rhondda SC	0	4	0	2
Aberdare Pool	0	2	0	1
Abercynon SC	1	32	0	26
Hawthorn LC	0	27	0	21
Rhondda Fach SC	13	41	7	8
Tonyrefail SC	1	10	1	13
Llantwit Fardre LC	0	84	6	28
Hawthorn Pool	0	108	2	54
Bronwydd Pool	2	710	4	121
TOTAL	17	1,021	20	276

11.5 There was some support for the proposed changes outlined in proposal 6.

“Agree less used facilities should not be funded but could they be run by user groups like Swansea tennis centre?”

“Agree with the closure of Hawthorn. Begrudgingly accept closure of Bronwydd.”

“I agree, there are many private facilities for residents if they so wish to use, I would simply join a private gymnasium”

11.6 However, the majority of responses indicated that they were against the proposal.

11.7 The following are the main themes to emerge from the consultation on proposal 6;

- Health impact
- Impact on the young
- Accessibility issues
- High usage
- Loss to the community
- Adequate facilities
- Schools

- 11.8 A large number of respondents referred to the possible impact on health of proposal 6. This included concerns about people stopping exercise, a knock on effect to health services and an increase in mental health issues.

- **Health Impact (number = 596)**

“With the rising numbers of people with obesity, heart problems and other weight-related and lack of exercise related problems, where would they go to take up exercise when prescribed by a GP?”

“I do not agree with the proposal, as exercise is a vital component of a healthy lifestyle.”

“Obesity is a huge problem in this area of Wales and removal of facilities used by children adults and elderly alike will most probably lead people to stop exercising and doing physical activity as they can no longer access these facilities adding to the increasing levels of obesity and the cost of this on the health care.”

- 11.9 There was concern that the largest impact would be on the young people who use the services, in particular with regard to swimming lessons and learning to swim.

- **Impact on the Young (number = 408)**

“I think these facilities are really important for the general health of the public and should be used more by local schools. To promote fitness and inspire youngsters into taking up a sport”

“Many clubs and sports teams will be affected by this proposal and again could prevent youngsters realising their ambitions of achieving sporting greatness.”

- 11.10 Accessibility issues were stated as being of concern, including that the current centres were situated in a central location, good location, was easy to get to, respondents would not travel anywhere else. Also issues around safety of travelling at night to an alternative facility and the cost of travel to other venues.

- **Accessibility Issues (number = 302)**

“Not everyone can afford to or have the time to travel to another town to go swimming or exercise.”

“A good geographical spread is needed and if some leisure centres are to close with no others nearby many people will not travel to other facilities”

“I work full time and do not want to spend the extra time travelling to another what will probably a busier centre once the closures happen”

11.11 A number of respondents reported that some of the facilities were well used and classes were well attended.

- **High Usage (number = 284)**

“Llantwit Fardre sports centre is extremely well used and situated in a densely populated area”

“This pool is used by many schoolchildren every day plus retired people, professionals and swimming clubs and disabled users.....why close it when there is a great use and need?”

11.12 As with some of the other proposals there were some respondents who felt that the proposals would be a loss to the community.

- **Loss to the Community (number = 205)**

“It would be a big loss to the area if it closes”

“great loss for the public”

“this would be disastrous for the community”

“To close Bronwydd Pool will cause devastation to the area”

“well used and vital to the community”

11.13 A number of respondents stated that the next nearest facility doesn't have the same facilities or adequate facilities when compared to the existing centre they used.

- **Adequate Facilities (number = 142)**

“Mygrandson is having swimming lessons and I am concerned that other pools in the vicinity would not be able to take on other classes as I have heard they too already have waiting lists”

“the other pools in the vicinity would not be able to cope with the extra children”

“Ystrad Pool is often too full and feeds people from Treorchy – there is a strong need to keep both pools”

“It has a variety of...classes, much more than other swimming pools”

“There is no other pool within the area that can accommodate all the lessons and activities that go on at Bronwydd”

11.14 There was some concern that the proposal would negatively impact upon the schools that use the facilities, both swimming and leisure generally.

- **Schools (number = 101)**

“If Bronwydd does close where will the schools go for lessons”

“It is used by schools, not only for lessons, but Galas also”

11.15 The table on the following page shows the breakdown of the main themes against each leisure facility outlined in proposal 6. The majority of comments related to Bronwydd Pool.

Table 31 . Comments and themes emerging from Proposal 6

Proposal 6 - Leisure Service	A - General	B - Rhondda SC, Ystrad	C - Rhondda Fach SC, Tylorstown	D - Bronwydd Pool, Porth	E - Michael Sobell, Aberdare	F - Aberdare Pool	G - Abercynon SC	H - Llantrisant LC	I - Tonyrefail SC	J - Hawthorn LC	K - Hawthorn Pool	L - Llantwit Fardre LC	TOTAL OF ALL RESPONSES
Comment / Category													
Health Impact	146	1	9	305	0	1	18	1	11	12	46	46	596
High Usage	18	4	3	158	0	0	17	7	8	8	22	39	284
Adequate facilities	11	0	4	87	0	0	0	2	1	1	21	15	142
Impact on the Young	31	0	1	314	0	0	5	0	3	2	40	12	408
Schools	11	0	1	70	0	0	3	0	0	0	16	0	101
Accessibility issues	54	1	4	151	0	0	5	4	2	3	39	39	302
Loss to the community	15	1	4	147	0	0	4	0	1	3	19	11	205

11.16 The other themes emerging from the responses to proposal 6 were;

- Impact on Swimming Clubs (number = 88)
- Cost to Council (number =51)
- Impact on people who work (number = 33)
- Increase Fees (number = 22)
- New Housing estate being built, so they need the L.C. due to the higher amount of people to follow (number =7)

11.17 There were a number of other comments and other ideas, these included;

“Having worked in the industry why hasn't closing on bank holidays been suggested also shutting down at Xmas for a week these two things alone will help claw back money without effecting the service as much. What about turning the outdoor pool into a football pitch that people pay for this will increase revenue once complete and it could be used all year round. Just some ideas.”

“improve green spaces for exercise and health, we have lots of it.”

“Has consideration been given to proposal to WAG or Health Authority for funding?”

“The service and staff should be tailored to meet the public demand and not the geographical spread but must operate in a more competitive against the vast number of private gyms, leisure and sports facilities. The undesirable alternative would be to close all facilities and open schools for that service purpose.”

Petitions

11.18 A number of specific petitions for proposal 6 were submitted as follows;

Table 32. Petitions received against Proposal 6

Title	Number / signatures
Rhondda Fach Sports Centre	
Petition to retain Rhondda Fach Sports Centre	898
Petition in favour of maintaining full facilities at Rhondda Fach Sports Centre	39
Petition to retain Rhondda Fach Sports Centre (2)	257
Total	1194
Hawthorn Swimming Pool	
Proposed closure of Hawthorn indoor Swimming Pool	13
Keep Hawthorn Pool open, don't kill Pontypridd Swimming Club	701
Petition against the closure of Hawthorn Swimming Pool, Pontypridd	938
Total	1652
Bronwydd Swimming Pool	
Supporting this letter against closure of Bronwydd	1503
Please keep Bronwydd Pool open	101
Petition against closure of Bronwydd Pool, Porth	47
Save Bronwydd Pool	198
Total	1849
Llantwit Fardre Leisure Centre	
Petition to save Llantwit Fardre Leisure Centre from closure	2168
Save Llantwit Fardre Leisure Centre	108
Total	2276
Overall Total	6971

Pre Completed Responses

11.19 The Council received a number of pre completed surveys in response to this proposal. The responses were identical in terms of their comments. The following were received;

- Pre completed 1 (number = 827)

Proposed Closure of Bronwydd Swimming Pool and Leisure Facilities, Porth – Summary

- The pool is well used by the public and schools
- List of schools that use the pool
- List of clubs that use the pool
- Geographical list of areas that visitors come from
- Visitor numbers
- The pool at Tylorstown and the proposed Lido in Pontypridd should be closed as alternatives

- Pre completed 2 (number = 211)

Proposed Closure Bronwydd Pool - Summary

- The public use the facility on a regular basis, by children and senior citizens
- The pool is used by people from a wide geographical area
- Acceptance that changes need to be made, but there must be alternative to this proposal
- List of schools that use the pool
- List of clubs that use the pool
- Performance Indicators of visitor numbers
- The pool at Tylorstown and the proposed Lido in Pontypridd should be closed as alternatives

- Pre completed 3 (number = 555)

Proposed Closure Bronwydd Pool – Summary

- My family/I use the excellent pool on a regular basis
- The pool attracts people from a wide geographical area
- Acceptance that changes need to be made, but there must be alternative to this proposal
- The pool at Tylorstown and the proposed Lido in Pontypridd should be closed as alternatives
- The Welsh Assembly Government have acknowledged the benefits of exercise

- Pre completed 4 (number = 87)

Objection to the proposed closure of Bronwydd Swimming Pool and Leisure Facilities – Porth

- The land was gifted to Rhondda District Council in 1921 with the intention of improving the environment for those living in the area
- The pool was constructed with grants and public donations in the 1920s and 1930s
- The pool is well used by the public, groups and schools
- Tylorstown pool has less usage
- The pool attracts people from a wide geographical area
- The pool at Tylorstown and the proposed Lido in Pontypridd should be closed as alternatives

- Pre completed 5 (number = 33)

Letter – Re: Consultation on Consultation on Service Changes (Phase 2) Opposition to the proposals, specifically with relation to the proposal to close Bronwydd Pool in Porth

- The pool is a valuable amenity for the community
- The pool is well used by the public, groups and schools
- Adverse impact on health and sports activities for local people

- Pre completed 6 (number = 112)

Letter – I wish to state my opposition to your council's plans to reduce leisure provision in the county borough by closing swimming pools

- Increased obesity, poorer public health and possible increase in youth crime
- Rejection of the ambition on Swim Wales to make every 11 year old a swimmer by 2020
- Barriers to the development of swimming in the Rhondda
- Deterred from learning to swim, with an increase in drowning

PART B - Questionnaire Responses

- 11.20 This section outlines the results of the direct questions in the online and paper questionnaire. 623 responses were received to the overall questionnaire with 569 online and 54 paper copies submitted.
- 11.21 84.4% of respondents stated that they were users of the leisure service and the frequency of visits are shown in the pie chart below, with 40.4% of respondents using the service weekly;

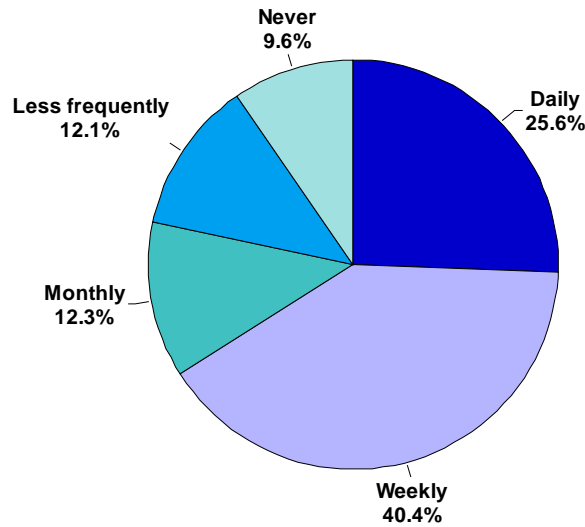


Figure 6 – Do you visit a leisure centre...?

11.22 Respondents were asked what they used leisure facilities for. 33.8% of respondents used the facility to go swimming.

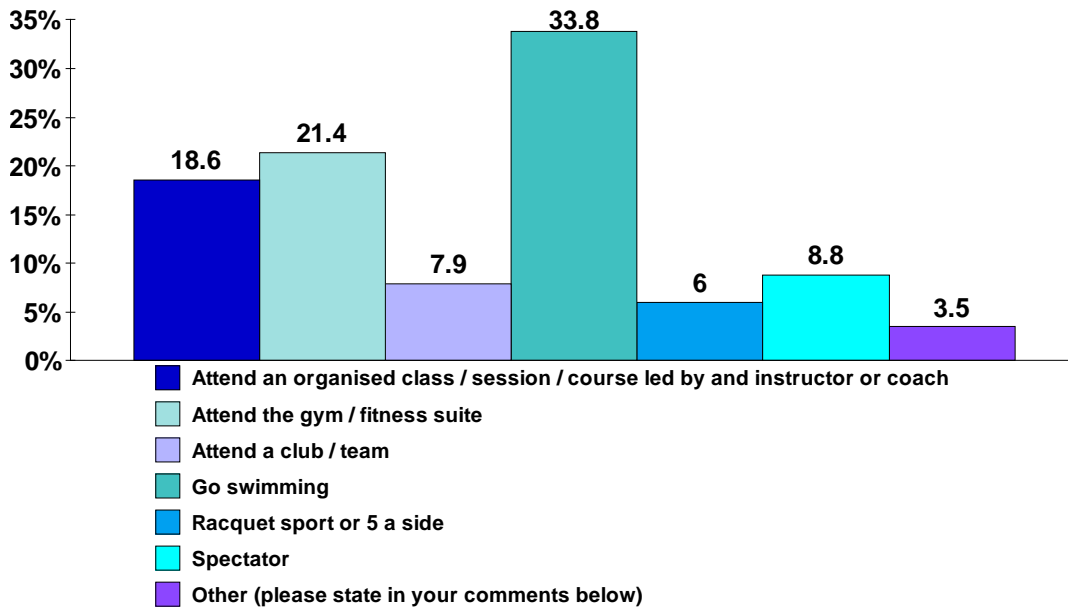


Figure 7 – Leisure usage – Do you use the leisure facility to...?

11.23 Respondents were asked when they currently use the leisure facilities and when would they like to use them. The following table shows that the respondents most popular times of the week (Monday to Friday) are fairly evenly spread across the day, apart from the peak time which would seem to be 5pm to 8.30pm.

Table 33. Current and preferred times when using leisure centres on weekdays (Multiple-choice question)

	Base / responses	Monday	Tuesday	Wednesday	Thursday	Friday
8am to 1pm	772	177	142	150	146	157
1pm to 5pm	558	112	125	109	103	109
5pm to 8:30pm	1170	237	231	239	246	217
8:30pm to 10pm	570	113	116	110	116	115

11.24 The following table shows that respondents use the facilities more on a weekend morning than an afternoon.

Table 34. Current and preferred times when using leisure centres on weekends (Multiple-choice question)

	Base / responses	Saturday	Sunday
AM	614	317	297
PM	446	216	230

11.25 Respondents were asked what they would do if they were a user of a facility proposed for closure. As can be seen in the table below 54.6% of stated that they would stop exercising.

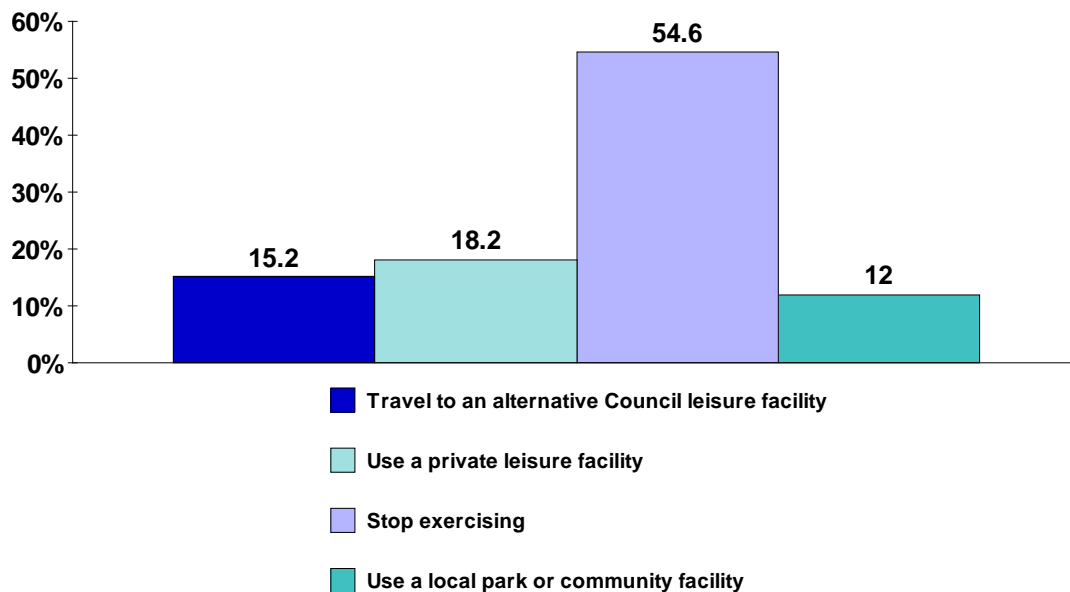


Figure 8 – If you are a user of a leisure centre proposed for closure, would you...?

Impact by Protected Characteristic

- 11.26 Respondents were asked if they felt that the proposals would have more of an impact upon them, because of a number of factors. These factors are what are called protected characteristics and the Council is required to consider people with these characteristics as part of their obligations under the Equality Act 2010 and the resultant Public Sector Equality Duties.
- 11.27 The following table shows the number of responses that considered that proposal 6 would have an impact on the protected characteristics. Further detail will be shown in the Equality Impact Assessment.

Table 35. Leisure Services and protected characteristics

	Leisure Services
Your Gender	632
Your Age	762
Your Ethnicity	71
Your Disability	204
Your Sexuality	68
Your Religion	61
Your Gender Identity	64
Your Marital status	83
Your Pregnancy	76
Your Language	64

SECTION 12

PROPOSAL 7 - STREET LIGHTING PROVISION

PART A - Proposal 7 Open Responses

- 12.1 This section provides a summary of the detailed open comments and feedback received, including letters, emails, booklets and the open responses submitted as part of the online survey and from the returned paper surveys.
- 12.2 **Open responses in relation to proposal 7 were received from 283 individuals. The number of views expressed totalled 653.**
- 12.3 A number of respondents either stated their agreement or disagreement with proposal 7.

Table 36. Agreement and disagreement with proposals for street-lighting

	Agree	Disagree
Overall Proposal 7	119	110

- 12.4 As can be seen above the majority of respondents agreed with the proposed changes outlined in proposal 7.

“I am in agreement to this proposal as long as people's safety is taken into consideration. Not only would it save money but also reduce energy use”.

“Agree. As long as the proposal is risk assessed appropriately and there is no risk of injury or accidents identified.”

“Agree in part. Discussions with residents should take part and views considered. I would not object to parts of my street having reduced lighting. I think 1am to 5am better.”

“Agree provided not all lights are switched off”

“Agree. I've always had mixed feeling about street lighting and I simply don't regard it as necessary. There excellent and affordable head torches available for those that are particularly concerned about the dark.”

12.5 Of those who did have concerns about the proposal, the following are the main themes to emerge;

- Increase in Crime
- Safety Issues
- Road Traffic Accidents
- Personal Injuries

12.6 A number of respondents were concerned that there may be an increase in crime as a result of a reduction in street lighting.

- **Increase in Crime (number = 75)**

“A reduction in street lighting will result in a rise in crime i.e burglary, car crime, drug dealing etc.”

“Hope you are going to increase policing for the extra crime and accidents the loss of lighting will cause”

“Reductions in other counties has led to an increase in crime and incidents”

“There has recently been an increase in vehicle crime (Rhondda Leader Thursday Feb 20th 2014) and this will only encourage the criminals to use the cover of darkness to commit possibly further, more serious crime”

12.7 There was a feeling amongst some that the lack of streetlighting may lead to certain safety concerns, including vulnerable people not feeling safe.

- **Safety Issues (number = 84)**

“Safety is required for shift workers and the emergency services.”

“Street lighting is essential for safety and security reasons especially for the elderly/young and vulnerable”

“... there is a perception that it will increase insecurity among older members of the community. Feeling safe is as important as being safe”

“People (again, women, elderly etc) will be deterred from leaving their homes because of the fear of walking alone in such dimly-lit places

“The only worry i would have is that by even switching off a few lights it can make areas very dark and lonely. It may lead to an increase in crime and leave certain community members feeling vulnerable.”

12.8 Linked to the above was the suggestion that the proposal could lead to more accidents on the roads.

- **Road Traffic Accidents (number = 34)**

“Safety is paramount whether you are a resident, pedestrian or driver. We have enough potholes in any case which render driving hazardous even in well lit areas, and there are loads of drivers whose cars have faulty lights. This is far too dangerous to consider.”

“Street lighting is health and safety and essential, there are shift workers and emergency services who need to be safe driving and on streets at night”

“Concern here is that in some areas where they have already tried reduced lighting they have had to turn them back on due to increased car accidents.”

12.9 Also linked to the above is a concern that there could be more personal injuries, linked to crime and also falls and slips.

- **Potential Increase in personal injuries (number = 43)**

“It could lead to a number of incidents including but not limited to, accidents, personal injury, increase in crime, a threat to personal safety”
“Areas where lighting is being reduced should be monitored for any impact on accidents”

“As a young woman I find it unsafe not just for personal safety but also in terms of slip, trip hazards as you can't see where you are walking.”

12.10 The table below shows the themes laid out above, for a number of scenarios presented as part of proposal 7.

Table 37. Comments and themes emerging from Proposal 7

Proposal 7 - Street Lighting Provision	A - General	B - Non- residential	C - Residential	D - Sensitive area (junctions/town centres)	TOTAL OF ALL RESPONSES
Comment / Category					
Increase in crime	73	0	1	1	75
Safety issues	80	0	3	1	84
Road Traffic accidents	31	0	1	2	34
Personal injuries	41	0	1	1	43
Alternative suggestions	41	0	0	0	41

12.11 The other themes emerging from the responses to proposal 7 were;

- Review hours of part night switch off (number = 8)
- Invest in more sustainable street lighting (number = 18)

12.12 There were a number of other comments and other ideas, these included;

“There is a general perception that street lighting and safety go hand in hand, even if it is just a perception urban areas and junctions should be lit.”

“can you not switch to LED lighting”

“Could street lighting be provided through a green energy source such as hydro or solar power? renewable energy sources need to be supported, Wales has great natural resources.”

“if there are accidents switch them back on”

Risk Assessments - “Areas should be monitored for the impact of the changes”

“take account of the views of people who live where the changes are being made”

PART B - Questionnaire Responses

12.13 This section outlines the results of the direct questions in the online and paper questionnaire. 623 responses were received to the overall questionnaire with 569 online and 54 paper copies submitted.

12.14 76.4% of respondents stated that the Council should reduce its street lighting energy bill.

12.15 81.3% of respondents thought that the Council should introduce part night lighting where appropriate. 77% thought that part night lighting between the hours of midnight and 5am was reasonable.

12.16 49.6% of respondents thought that all lights should be switched off in non-residential areas between midnight and 5am and 68% thought that alternate lights should be switched off in residential areas between the hours of midnight and 5am.

12.17 43.7% of respondents thought that sensitive areas should also be considered for reduced lighting options where feasible.

Impact by Protected Characteristic

12.18 Respondents were asked if they felt that the proposals would have more of an impact upon them, because of a number of factors. These factors

are what are called protected characteristics and the Council is required to consider people with these characteristics as part of their obligations under the Equality Act 2010 and the resultant Public Sector Equality Duties.

- 12.19 The following table shows the number of responses that considered that proposal 7 would have an impact on the protected characteristics. Further detail will be shown in the Equality Impact Assessment.

Table 38. Street-lighting and protected characteristics

	Street- lighting
Your Gender	117
Your Age	163
Your Ethnicity	23
Your Disability	65
Your Sexuality	22
Your Religion	18
Your Gender Identity	21
Your Marital status	22
Your Pregnancy	21
Your Language	18

SECTION 13

GENERAL COMMENTS

PART A - GENERAL Open Responses

- 13.1 This section provides a summary of the detailed open comments and feedback received, including letters, emails, booklets and the open responses submitted as part of the online survey and from the returned paper surveys.
- 13.2 The online and paper questionnaire enabled additional comments to be made and during the analysis of the other materials a number of general comments were found, including suggestions for savings in other Council areas.
- 13.3 The general themes that emerged included;

- **Reducing Councillor expenses (n=97)**

“Think councillors’ pays and expenses should be looked at before killing off our community”

“The overall number of councillors - there are too many and a 50% cut would be appropriate.”

“The number of councillors should be reduced. The payments to cabinet members and councillors should be reduced to cover expenses and loss of earnings to attend meetings which should be after normal office hours.”

“Reducing the amount of pay that senior councillors, managers and the chief executive gets should be taken seriously. If this council and its councillors hope to be re-elected at the next election, then they should seriously think about how it treats the residents of RCT, and show that they are willing to take some of the pain themselves.”

- **Cutting staff wages (n=24)**

“We continually see road humps being put in roads where there have been no history of accidents, roundabouts put in which make roads more dangerous than before, the wages paid to council staff and councillors and sick leave should also be managed.”

“Wage cuts for all RCT workers and MPs in the area”

“The benefit system!! Too many middle management staff in the local authority - keep the ground workers but get rid of these! Too many senior management staff with ridiculous salaries - reduce the salaries!”

- **Reducing management staff (n=54)**

“What about looking at the bosses not the ground level Staff reduce some of them and then RCT could really save money!”

“Wages for the top people, expenses, parties, anything that is not essential like a mayor and posh cars to travel around in.”

“There are too many chiefs and not enough Indians, why do money saving cuts always involve the grass roots level which affects the delivery of the service”

“Senior Officers pay and do we need as many of them”!

“The structure of the top earners within the council should be looked at rather than hitting the poorest at such a crucial time, none of these proposals will affect high earners, just the poor!”

- **All services need to be considered for service change (n=7)**

“Way too many staff employed by RCT mainly offices. All services in RCT’s spending should be looked at not just public services”.

“The way the council deals with disciplinary, appeals, Should be quicker. Refuse collections, community safety should be more police orientated. . Sell off unused land and sell off buildings (move personnel into empty offices) charge for primary care to use Ty Elai or if already charging put price up.”

“The Council should look to join with other councils in provision of services to look for economies of scale and cost savings in the provision of services and also look very closely at its own administrative and staff costs at providing these services”

“Refuse bin collections should be reduced to once per month whilst retaining weekly recycling service, forcing more waste to be recycled. All households should be charged a minimal fee to have their non recycled waste collected once per month that covers cost of this service only. Nappy recycling service should be aligned to the same day as recycling collections. Review of counsellors’ expenses to be reduced what can and cannot be claimed in their duty. Travel costs should not be allowed unless required to go out of RCT on travel for business only.

- **Reducing administrative staff (n=8)**

“Think that the authority should consider all non statutory functions. The council should also consider disbanding the community councils. It should also consider the size of back office functions like admin support and Human Resources.”

"I do not know enough about other Council services to comment but I hope administration costs are being looked at."

"Maybe look at cutting wages, seeing people doing basic jobs getting overpaid. Adverts on the website show this. General administration jobs overpaid. Currently there are environmental health posts going for 30k a year. The equivalent in London is only on 2k more a year. Someone externally should look at this."

- **Welsh language (n=3)**

"You could also save money on trying to force the revival of an elitist dead language. You could save money in education by amalgamating the services, in publishing by only producing in Welsh when selected instead of being obligatory, in translation services which are completely overcharged in comparison to other language translations, etc and it may help our students to concentrate on learning in a united language that doesn't exclude or bully."

"The news letter published in 2 languages could be abandoned"

"Stop all this dual language nonsense. If you must do it in 2 languages ask for option then stop the other"

Protected Groups

- 13.4 Respondents were asked if they felt that the proposals would have more of an impact upon them, because of a number of factors. These factors are called protected characteristics and the Council is required to consider people with these characteristics as part of their obligations under the Equality Act 2010 and the resultant Public Sector Equality Duties.
- 13.5 Each section of this report has outlined these figures for the responses by each proposal.
- 13.6 The following table shows the total number of respondents from all response types who said that they would be impacted more by the proposals, due to an associated protected characteristic. Further detail will be shown in the Equality Impact Assessment.

Table 39. Summary of impact by protected characteristic

Proposal	Total Responses (Questionnaires, Booklets & Social Care letters)						
	Adult Social Care	Heritage	Arts & Culture	Bus Routes	Paddling Pools	Leisure Services	Street-lighting
Your Gender	79	70	96	73	53	632	117
Your Age	374	143	174	209	87	762	163
Your Ethnicity	21	58	58	25	18	71	23
Your Disability	302	48	56	105	30	204	65
Your Sexuality	22	22	32	14	15	68	22
Your Religion	20	34	28	15	14	61	18
Your Gender Identity	22	26	28	14	15	64	21
Your Marital Status	42	25	37	20	27	83	22
Your Pregnancy	18	16	18	20	26	76	21
Your Language	23	56	59	20	12	64	18

APPENDIX 3

EQUALITY IMPACT ASSESSMENTS

- **Adult Social Care Charges**
- **Heritage Service**
- **Arts and Culture Service**
- **Supported Bus Routes**
- **Paddling Pools**
- **Leisure Services**
- **Street Lighting**



RHONDDA CYNON TAF COUNCIL

EQUALITY IMPACT ASSESSMENT

Phase 2: Service Change Proposals

**Proposal 1: Adult Social Care
Charges**

14th May 2014

Equality Impact Assessment

Phase 2: Service Change Proposals Proposal 1: Adult Social Care Charges

1. Purpose of the Initiative

- 1.1 On the 22nd July 2013, Cabinet received an update on the latest projection of the Council's revenue budget position for the period to 2017/18 (financial year 2013/14 and a 4 year projection), as part of the Council's Medium Term Service Planning arrangements. This highlighted an estimated budget gap over the 4 years from 2014/15 to 2017/18 of £56M. This was subsequently updated following the receipt of the Local Government settlement as part of the Council's agreed budget strategy in February 2014, with the estimated gap rising to £63.4M.
- 1.2 The Council has a statutory obligation to set a balanced budget and, therefore, a series of proposals have been presented to Cabinet, given the need to address the medium term budget shortfall. Phase 2 is the second tranche of these proposals, containing seven options for service change in order to make savings.
- 1.3 Notwithstanding the anticipated funding reductions, the Council remains committed to its promise to continue to deliver better public services, stronger communities and social justice. Above all, the Council strives to make Rhondda Cynon Taf a safer, healthier and more prosperous place to live, work and learn.
- 1.4 The economic climate, however, means the Council must deliver this commitment within the context of reduced available funding and in order to assist in ensuring available resources and services are prioritised, any service change / service reduction or alternate service delivery proposals will be tested against the following guiding principles:
 - Services are as equitable as possible across Rhondda Cynon Taf;
 - Proposals will result in a reasonable level of service remaining in place;
 - Services will remain sustainable over the medium term (3 to 5 years);
 - Services will, as far as possible, be generally better or as good as the rest of Wales;
 - Services will continue to meet our statutory obligations.

2. The General Duty

- 2.1 Under the Equality Duty (section 149 of the Equality Act 2010), public authorities must, in the exercise of their functions, have due regard to the need to:
 - Eliminate unlawful discrimination, harassment and victimisation and other conduct prohibited by the Act.
 - Advance equality of opportunity between people who share a protected characteristic and those who do not.

- Foster good relations between people who share a protected characteristic and those who do not.

3. Proposal 1: Adult Social Care Charges

3.1 The Council has some discretion over the charging arrangements associated with care provided to adults, in line with relevant government guidelines. This proposed service change reviews a number of adult care services where the Council's current charging arrangements are:

- below the cost of the service provided,
- out of line with charges at other Local Authorities,
- more generous than required by National Government; or
- not equitable for service users.

Charging for non-residential adult social care services

3.2 The Council's charging policy for non-residential adult care services covers the charges that people have to pay when they receive home care, day care and other community based services from the council.

3.3 The policy was last reviewed in 2009, and the current charges are both below the levels stipulated in the guidance issued by Welsh Government and below the levels charged by most other Local Authorities in Wales.

3.4 In line with the Social Care Charges (Wales) Measure (2010):

- Councils cannot charge more than £55 per week for the provision of a chargeable service or a combination of chargeable services (revised from £50 per week in April 2014).
- Councils have to carry out a financial assessment to determine if a service user will be required to pay towards the cost of their care and if so, to calculate how much.
- That a standard amount, known as "Basic Living Allowance" is allowed for in the financial assessment to cover day to day living costs and disability related expenditure. It varies depending on a service users' age but in all cases is 45% more than the basic amount a person would be assessed as needing to live on under Income Support or Pension Credit rules. 10% of the additional 45% is to cover disability related expenditure.

3.5 Welsh Government has determined the levels of "Basic Living Allowance" for 2013/14, as follows:

Client / service user	Basic Living Allowance amount (per week)
Pensioner (single) aged 60 plus	£210.83
Pensioner (couple) aged 60 plus	£321.98
Disabled adult (single) aged 18-59	£170.88
Disabled adult (couple) aged 18-59	£258.83

- 3.6 As stated in the consultation documentation, no one will be left with less than the Basic Living Allowance each week after they have contributed to the cost of their care. However, Councils do have some discretion over decisions about what to include in their Charging policy.

a) Levels of disregard allowed for Disability Related Expenditure:

- 3.7 Disability Related Expenditure (DRE) is money that people spend on things that are essential to help with their disability.
- 3.8 As mentioned in paragraph 3.4, the Welsh Government require a standard allowance of 10% (of the basic amount a person would be assessed as needing to live on under Income Support or Pension Credit rules) to be included within the financial assessment calculations for each service user. This is to allow for any additional costs relating to a service user's disability through looking after themselves, their home and any transport or travel needs.
- 3.9 For single pensioners (aged 60 plus), the DRE allowance equates to around £14.27 per week, and the average for the other categories outlined in paragraph 3.5 is around £10.90 per week.
- 3.10 In addition to Welsh Government policy requirements, the Council disregards 40% of any Attendance Allowance or Disability Living Allowance received by a service user in their assessment. This policy applies to all service users in receipt of these allowances, irrespective of the extra expenditure they may incur.
- 3.11 For someone in receipt of lower rate Disability Living Allowance (DLA), this currently equates to an extra £8.40 per week. For someone in receipt of the middle rate of DLA or the lower rate of Attendance Allowance (AA), this equates to £21.22 per week. For someone in receipt of higher DLA or AA, this amount to £31.66 per week.
- 3.12 This discretionary disregard costs the Council approximately £900,000 per year.
- 3.13 A number of options have been considered in amending the Council's charging policy. The proposed preferred option is to reduce the level of DRE disregard to 5% of DLA or AA, in addition to the 10% allowance which the Welsh Government requires the Council to make during the financial assessment. This option would deliver full-year savings of £790,000 (based on current service user numbers).

b) Charging rates for the cost of care services provided to the service user

- 3.14 As stated in the consultation document, the charge that people have to pay when they receive home care, day care and other community based services (excluding direct payments) from the Council remains below the actual cost of delivering the care to the service user. For instance, the current charges are £12.05 per hour for home care, and £13.40 per visit for day care services, compared to a cost to the Council of £17.50 per hour for home care services and £77.37 per visit for day care services.
- 3.15 A number of options were considered in relation to charging rates for care services, with the proposed preferred option being an increase in charging rates to £17 per hour and £17 per visit for home care and day care respectively.

- 3.16 The preferred option would deliver full-year savings of £134,000, based on current service user numbers.
- 3.17 Under the proposed preferred options (a) and (b) above, it is estimated that around 48% of service users would see no change to the amount they are charged as a result of this proposal, with some continuing not to pay for the services they receive. Figure 1 shows the forecasted service user impact (as at January 2014).

Figure 1

Service user impact		Weekly increase
%	Nos.	
47.9%	1319	no change
9.1%	250	up to £4.99
18.8%	519	between £5.00 and £9.99
5.6%	154	between £10.00 and £14.99
9.4%	259	between £15.00 and £19.99
5.7%	158	between £20.00 and £24.99
3.4%	93	between £25.00 and £29.99
0.1%	2	between £30.00 and £34.99
100%	2754	

- 3.18 Under the proposal, service users would continue to have a means tested financial assessment to determine their ability to pay and, in line with Welsh Government guidelines, any charge would be a maximum of £55 per week.

c) Charges for "Tier 1" Telecare Services:

- 3.19 "Tier 1" telecare services are available to all residents of Rhondda Cynon Taf on a self-referral basis and do not require assessment. There are currently around 3,000 users of the services across the County Borough.
- 3.20 It is a non-statutory "Lifeline Service" and consists of a pendant alarm and a base unit linked to the service users' home telephone line, which enables the service user to raise an alarm that is picked up by the Council's own call monitoring centre.
- 3.21 The charges for this service are not financially assessed as part of the charging policy for non-residential adult care services. All service-users are charged at a non-assessed flat rate of £1.58 per week, which is approximately 48% of what it costs the Council to provide the Tier 1 telecare service.
- 3.22 As the consultation document states, this rate compares favourably with the rates charged by neighbouring local authorities and, unlike some other Councils, this Local Authority provides and installs the equipment free of charge for the service-user.
- 3.23 The proposed preferred option is to remove the current subsidy in full from this service provision, which would result in an increase from £1.58 to £2.35 per week.

The Council would, however, continue to provide the telecare equipment free of charge.

- 3.24 If implemented, this option would deliver savings in a full year of £118,000, based on current service user numbers.

d) Introducing a consistent approach to charging for Elderly and Mentally Infirm (EMI) Residential Care:

- 3.25 This relates to the Council's charging policy for residential care services for elderly and mentally infirm (EMI) residents.

- 3.26 The national guidelines for charging for residential care is published by Welsh Government.¹ This specifies the basis of calculating the assistance a person is entitled to towards meeting the cost of fees charged within a care home setting.

- 3.27 The current residential care home fees determined by the Council for 2013/14 are:

Independent Sector Care Home	Weekly fees
Elderly frail residents	£503
Elderly & Mentally Infirm residents	£533
Council owned Care Home	
All residents	£503

- 3.28 Elderly and Mentally Infirm (EMI) residents in a Council owned care home are charged a maximum fee of £503 per week, which is equivalent to the elderly frail resident fee and below the charge to these residents who are cared for in an Independent Sector care home. The £503 charged to EMI residents by the Council is also a subsidised amount, as it costs the Council more than this to provide the service.

- 3.29 The proposed preferred option is to adopt a consistent approach to ensure equity of charging structures across the Independent and Council-run residential care home sector. At January 2014, there were 130 service users who would be affected by the proposed change.

- 3.30 The proposed preferred option would deliver full-year savings of £80,000, based on current service-user numbers.

e) Introducing a consistent approach to charging for Respite Care:

- 3.31 In a similar fashion to charging for EMI residents (see section (d)), the charging policy for residential respite care is not consistent for service-users across the Independent and Council-run residential home facilities.

¹ "Charging for Residential Accommodation" (CRAG) Guidelines
<http://wales.gov.uk/topics/health/publications/socialcare/guidance1/accomodation12/?lang=en>

- 3.32 Service-users in receipt of Council residential respite care services are charged a flat rate of £10.75 per night for the first six nights of care, irrespective of their ability to pay (with seven nights or more of care being subject to financial assessment of the user). A service-user accessing independent sector residential respite care is financially assessed from the first day of their care, in order to determine their level of charge.
- 3.33 Furthermore, under the current Council charging policy, young people with a learning disability aged 18-21 years old are not charged for respite care services.
- 3.34 The proposed preferred option is to adopt a consistent approach to ensure equity across residential respite care charging. This would also result in the introduction of financially assessed services across all residential respite care services (with the exception of those services provided under provisions of the Children's Act 1989, for example, looked after children in receipt of after care services).
- 3.35 At January 2014, there were up to 300 service users who would be affected by the proposal, some of whom would have a reduced charge for services.
- 3.36 The proposed preferred option would deliver savings in a full year of £32,000 based on current service user numbers.
- 3.37 This equality impact assessment considers the potential impact on protected groups of the following proposed preferred options:
- **Section a:** reduce the level of disregard for Disability Related Expenditure (DRE) to 5% of Disability Living Allowance or Attendance Allowance, in addition to the 10% that Welsh Government require the Council to make during financial assessment.
 - **Section b:** an increase in charging rates for home care and day care services to £17 per hour and £17 per visit respectively.
 - **Section c:** remove the subsidy attached to the "Tier 1" telecare services, increasing the charge from £1.58 to £2.35 per week, but continuing to provide free equipment.
 - **Section d:** adopt a consistent approach across the Independent and public sector services for Elderly and Mentally Infirm (EMI) residential care.
 - **Section e:** adopt a consistent approach across the Independent and public sector services for residential respite care.

4. What evidence is there to suggest the potential impact of the proposed preferred option on protected groups?

4.1 Consultation & Engagement

- 4.1.1 A public consultation was carried out on the Phase 2 proposals, formally beginning on the 27th January 2014 and ending on the 24th February 2014. (Responses received from the announcement of the service changes on the 8th January, before the consultation period officially started, were also included in the analysis of results.)

4.1.2 A separate consultation report on the outcomes of the consultation has been produced.

4.1.3 Open responses on Proposal 1 (specifically on Adult Social Care Charges) were received from 623 individuals. The number of views expressed totalled 1,399.

4.1.4 Forums and meetings also took place to explain the proposals to social care clients and carers and to obtain feedback for the consultation process; a summary of the main points arising were:

- Confusion regarding how proposals would impact on them as individuals;
- General disagreement;
- Concerns regarding staff losing jobs;
- Concerns that they could not afford to pay and would lose the service;
- Different views regarding assessments as some felt that everyone should pay the same and others highlighted that not everyone could afford to pay more;
- DRE: felt that the proposed reduction from 40% to 5% was considerable and there would be a negative financial impact on service users;
- Effects on the mental well-being of service users and carers; household income, especially if carers had given up their jobs to support their partner or child who had mental health problems.
- The group felt that any 'Impact Assessment' should also include changes in benefits, the 'bedroom tax', potential impact on stable mental health service users as a deterioration in health could result in increased intervention from services, a reduction in health beds and a potential increase in homelessness. The accumulative effect of other Council cuts should also be considered.

4.1.5 These themes have been taken into account in preparing this Equality Impact Assessment.

4.1.6 With specific reference to the potential negative impacts on protected groups, the consultation asked respondents if they felt that the proposals would have more of an impact upon them because of a protected characteristic. The following responses were received:

	Adult Social Care Charges
Your Gender	79
Your Age	374
Your Ethnicity	21
Your Disability	302
Your Sexuality	22
Your Religion	20
Your Gender Identity	22
Your Marital status	42
Your Pregnancy	18
Your Language	23

4.2 Other evidence gathered

4.2.1 Evidence has been gathered from a number of sources, including academic research papers, Government policies, statistical bulletins and local data.

4.2.2 The evidence has been used to, firstly, determine the level of relevance the proposal has to the protected groups covered by the equality duty and, secondly, explore the potential impacts of the proposal further, having due regard to the need to promote equality and minimise any possible adverse impacts.

4.2.3 In line with feedback from consultation, and other evidence gathered, the following assessment has been taken:

Will the proposed preferred options impact on protected groups covered by the general duty?²

Protected Group	Could this proposal impact on this group differently from others in RCT?	Could this proposal promote equal opportunities for this group?	Is the potential impact positive / negative?
<i>Age</i>	Yes	Yes	Positive & Negative
<i>Disability</i>	Yes	Yes	Positive & Negative
<i>Gender assignment</i>	No	No	N/A
<i>Marriage / civil partnership</i>	No	No	N/A
<i>Pregnancy / maternity</i>	No	No	N/A
<i>Race</i>	No	No	N/A
<i>Religion / belief</i>	No	No	N/A
<i>Sexual orientation</i>	No	No	N/A
<i>Sex (gender)</i>	No	No	N/A

4.2.4 Section 5 outlines the potential impacts the proposal will have on protected groups covered by the general duty, using evidence gathered through engagement, consultation and research.

5. What potential impacts will the proposed preferred options have on protected groups covered by the general duty?

5.1 Protected Groups

5.1.1 Changes proposed under sections (a) and (b), relating to non-residential social care; and sections (d) and (e), relating to residential care services, apply to people in receipt of social care services. The proposed changes could impact on all adults

² (Section 149 of the Equality Act 2010)

(aged 18 years old and above), in receipt of social care, or caring for someone in receipt of social care in Rhondda Cynon Taf. However, they do not have a differential impact on people in this protected group, as changes will be applied in a consistent manner across all adult service users, in receipt of Independent or public sector residential services.

- 5.1.2 Section (c) relates to “Tier 1” telecare services. Proposed changes could have a disproportionate affect on older people as this group are the main recipients of the service.
- 5.1.3 In relation to Proposal 1, the consultation highlights two main concerns; regarding affordability of services and the social aspect associated with some of these services.
- 5.1.4 Firstly, through consultation, some residents expressed concern about the affordability of some services, should charges be increased.
- 5.1.5 Carers, of those in receipt of social services, highlighted that the current benefits they, or the person receiving the service, receive are not adequate to cover the care costs and costs for clothing, transport etc.
- 5.1.6 Consultation respondents raised concerns regarding the UK Government's programme of welfare reform changes and the potential impact on the amount of money disabled and elderly people receive.
- 5.1.7 Secondly, through consultation, some residents stated that the social aspect associated with these services could be affected by an increase in charging. Comments were based on the feeling that the proposed changes could mean that some people will be unable to afford the level of service they currently receive and will disengage. This concerned some respondents, with regards to the perceived loss of independence and dignity that some service users could experience. Respondents commented that this could put pressure on family members and carers.

6. In areas where a negative impact has been identified, are there ways in which the impact can be minimised or removed?

- 6.1 In proposing the preferred option, Rhondda Cynon Taf Council has committed to the following principles to minimise the impact on the communities of Rhondda Cynon Taf:
 - Services are as equitable as possible across Rhondda Cynon Taf;
 - Proposals will result in a reasonable level of service remaining in place;
 - Services will remain sustainable over the medium term (3 to 5 years);
 - Services will, as far as possible, be generally better or as good as the rest of Wales;
 - Services will continue to meet our statutory obligations.
- 6.2 The majority of consultation evidence regarding proposal 1 focussed on the affordability of services, should the service change proposals be agreed. In mitigating the potential impacts of this on protected groups, the Council will continue to carry out a financial assessment with every social care service user to

determine whether they will be required to pay towards the cost of their care, and if so, calculate how much.

- 6.3 As such, the service change proposals (sections a & b) will not affect all service users, with 48% of non-residential service users seeing no change to the level of charge. The remaining majority of current service users for non-residential care could see a weekly increase of up to £14.99, with a minority (0.1%) seeing increases above £30.00 per week. In addition, no social care service user will be charged more than £55 per week for non-residential adult social care services.
- 6.4 Furthermore, with regards to affordability, respondents to the consultation expressed concerns about the potential combined impact of proposed service changes and the potential impact of the UK Government welfare reforms. In mitigating the impact of this, calculation of charges is based on the social care service user's ability to pay, with any changes in financial circumstances affecting the amount someone is required to pay. Therefore, service users will be encouraged to contact the Council if they experience any changes to their financial circumstances, so that a financial reassessment can be undertaken.
- 6.5 With regards to the proposed changes to the level of disability disregard, Disability Living Allowance and Attendance Allowance are paid to service users to reflect their need for a particular type of care the Council provides. It is, therefore, reasonable that these benefits should be taken into account in the calculation of the charge for social care services.
- 6.6 However, should service users feel that the disregard allowed for Disability Related Expenditure is below what they require to meet the eligible costs they incur; they are able to appeal and provide evidence to support a reassessment of their charges. Cases will be considered on an individual basis.
- 6.7 Other consultation respondents expressed concerns that a change in levels of charging could cause service users to disengage from a service. In mitigating the impact of this, officers will explore options to minimise service users from withdrawing from a service, exploring benefit entitlement where possible to minimise any risk of Protection of Vulnerable Adults investigations.
- 6.8 If a service user requests a reduction in their service or withdraws from the service altogether because of an increase in charging, a risk assessment will be undertaken.

7. In areas where a positive impact has been identified, in what ways can this be used to promote equality?

- 7.1 The proposed service changes will promote a consistent service across the adult population in Rhondda Cynon Taf.
- 7.2 The proposed changes (section d & e) will promote equality of access for both users of Independent care providers and users of public sector care providers.
- 7.3 In some instances, the proposed service change continues to be better, or as good, as the rest of Wales. For example, in relation to section (c) on the proposed

increases to charges for 'telecare' services, the charging compares favourably with other local authorities and the Council will continue to provide the equipment free of charge.

8. Conclusion

8.1 In line with the General Equality Duty (section 149 of the Equality Act 2010), this Equality Impact Assessment has:

- Assessed specific differential impacts that have been identified for each of the protected characteristics;
- Stated where actions can be considered to minimise or remove any potential negative impacts relating to the proposals;
- Provided opportunities, where applicable, to advance equality and good relations between different groups.

8.2 As such, this Equality Impact Assessment has provided sufficient evidence to demonstrate that due regard has been given to the 'duty' placed on the Council in this respect and, where impacts have been identified, actions will be taken to minimise the potential impact on protected groups.

8.3 If a decision is taken to implement some or all of the options put forward within the proposal, implementation arrangements will need to have full regard to equality planning requirements, thus ensuring efforts is made to mitigate any negative impacts and promote equality, where possible.



RHONDDA CYNON TAF COUNCIL

EQUALITY IMPACT ASSESSMENT

Phase 2: Service Change Proposals

Proposal 2: The Heritage Service

14th May 2014

Equality Impact Assessment

Phase 2: Service Change Proposals Proposal 2: The Heritage Service

1. Purpose of the Initiative

- 1.1 On the 22nd July 2013, Cabinet received an update on the latest projection of the Council's revenue budget position for the period to 2017/18 (financial year 2013/14 and a 4 year projection), as part of the Council's Medium Term Service Planning arrangements. This highlighted an estimated budget gap over the 4 years from 2014/15 to 2017/18 of £56M. This was subsequently updated following the receipt of the Local Government settlement as part of the Council's agreed budget strategy in February 2014, with the estimated gap rising to £63.4M.
- 1.2 The Council has a statutory obligation to set a balanced budget and, therefore, a series of proposals have been presented to Cabinet, given the need to address the medium term budget shortfall. Phase 2 is the second tranche of these proposals, containing seven options for service change in order to make savings.
- 1.3 Notwithstanding the anticipated funding reductions, the Council remains committed to its promise to continue to deliver better public services, stronger communities and social justice. Above all, the Council strives to make Rhondda Cynon Taf a safer, healthier and more prosperous place to live, work and learn.
- 1.4 The economic climate, however, means the Council must deliver this commitment within the context of reduced available funding and in order to assist in ensuring available resources and services are prioritised, any service change / service reduction or alternate service delivery proposals will be tested against the following guiding principles:
 - Services are as equitable as possible across Rhondda Cynon Taf;
 - Proposals will result in a reasonable level of service remaining in place;
 - Services will remain sustainable over the medium term (3 to 5 years);
 - Services will, as far as possible, be generally better or as good as the rest of Wales;
 - Services will continue to meet our statutory obligations.

2. The General Duty

- 2.1 Under the Equality Duty (section 149 of the Equality Act 2010), public authorities must, in the exercise of their functions, have due regard to the need to:
 - Eliminate unlawful discrimination, harassment and victimisation and other conduct prohibited by the Act.
 - Advance equality of opportunity between people who share a protected characteristic and those who do not.

- Foster good relations between people who share a protected characteristic and those who do not.

3. Proposal 2: The Heritage Service

- 3.1 The current Heritage Service is predominantly centred around two venues, the Cynon Valley Museum and Gallery (situated in Aberdare) and the Rhondda Heritage Park (situated in Trehafod). The Heritage Service also has a Service Level Agreement¹ in place with Pontypridd Town Council for heritage services, in association with the Pontypridd Museum.
- 3.2 The Cynon Valley Museum and Gallery (an accredited museum) opened in 2001 at the Gadlys Ironworks site in Aberdare. The venue is currently open from 9am to 4.30pm, Monday to Saturday.
- 3.3 The visitor experience includes an interactive journey through the 'Footprints of Time' gallery, depicting historic life in the Cynon Valley, an art gallery, gift shop and cafe. The Museum also has conference room facilities, and offers hire for functions. During 2012-13, there were 49,584 visitors to the venue.²
- 3.4 The Rhondda Heritage Park is a tourist attraction, which depicts an interpretation of the mining heritage of the Rhondda Valleys, established in 1989. The current opening hours are 9am to 4.30pm every day between Easter and October. (The venue is closed to the public on Mondays between November and Easter.)
- 3.5 The visitor experience includes a tour led by a former miner around the site, as well as a Visitor Centre, which encompasses a museum environment of social history collections, an art gallery, a gift shop and a cafe. There is an outdoor Energy Zone, providing a children's play area, which is free entry with the main tour of the Park. The Park also offers room hire and conference facilities. During 2012-13, there were 32,044 visitors to the Park.²
- 3.6 There are a range of education and outreach services run through both the Rhondda Heritage Park and Cynon Valley Museum. For example, schools are able to book the venues for a range of 'hands-on' activities and there are a number of themed education weeks throughout the year. The Cynon Valley Museum also operates a 'Loan Box' service. These boxes contain a number of objects or replicas, along with teaching notes, which can be loaned to schools or other settings for educational purposes. Staff also visit nursing homes, local schools and community groups (such as history societies and Women's Institute groups) to give history talks and encourage new users to visit the museum.
- 3.7 Pontypridd Museum is owned, and staffed by, the Pontypridd Town Council. The museum depicts the industrial, social and cultural history of Pontypridd. The Council currently has a Service Level Agreement¹ in place with the Town Council for any heritage services associated with the museum.

¹ A 'Service Level Agreement' (SLA) is part of a service contract, where the service levels and financial details are formally defined. SLAs are used when contracting or commissioning an organisation to deliver a service.

² Please note that visitor figures are based on data collected locally and are not validated.

- 3.8 As the Cynon Valley Museum is an accredited museum, the Cynon Valley collection along with some of the Rhondda Heritage Park collection are held there, and the standards of the museum are tightly regulated. Pontypridd Museum is also an accredited museum, which holds its own collections.
- 3.9 The current cost of the Heritage Service is £0.724 million per year.
- 3.10 A number of options were considered as part of the service change proposals, including closure of both principal venues and discontinuation of the entire Heritage Service.
- 3.11 The proposed preferred service change is retention of Rhondda Heritage Park, with the Park becoming a hub for the Heritage Service and outreach work supported throughout the County Borough. It is proposed that the opening hours of the Park are 10.30am until 4.30pm, Tuesday to Saturday.
- 3.12 The proposed option would result in the closure of the Cynon Valley Museum and Gallery; and the Service Level Agreement with Pontypridd Town Council would not be renewed.
- 3.13 This equality impact assessment considers the potential impact on protected groups of the proposed preferred option for service change.

4. What evidence is there to suggest the potential impact of the proposed preferred option on protected groups?

4.1 Consultation & Engagement

- 4.1.1 A public consultation was carried out on the Phase 2 proposals, formally beginning on the 27th January 2014 and ending on the 24th February 2014. (Responses received from the announcement of the service changes on the 8th January, before the consultation period officially started, were also included in the analysis of results.)
- 4.1.2 A separate consultation report on the outcomes of the consultation has been produced.
- 4.1.3 Open responses on Proposal 2 (specifically on the Heritage Service) were received from 446 individuals. The number of views expressed totalled 1,545.
- 4.1.4 A number of common themes emerged from the analysis of the responses, including:
- Historical reasons;
 - Impact on community groups;
 - Exhibits;
 - Economic Reasons;
 - Impact on the economy/tourism;
 - Cost of storing artefacts;
 - Potential loss in revenue;
 - Impact on business;

- Wasting money;
- School use.

4.1.5 These themes have been taken into account in preparing this Equality Impact Assessment.

4.1.6 51% of respondents had never visited the Cynon Valley Museum and 29% visited "less frequently" than monthly.

4.1.7 Respondents stated that the most important function of the Cynon Valley Museum currently was a venue for community groups to meet (70%); closely followed by use of arts and culture (69%) and use of a restaurant / cafeteria (68%).

4.1.8 42.9% of respondents thought that the Council should reduce spending in this service area.

4.1.9 A question included in the consultation questionnaire (online and paper responses) asked whether respondents felt the proposals would have more of an impact on them because of a protected characteristic, with respondents able to mark more than one characteristic. The following responses were received:

	Heritage
Your Gender	70
Your Age	143
Your Ethnicity	58
Your Disability	48
Your Sexuality	22
Your Religion	34
Your Gender Identity	26
Your Marital status	25
Your Pregnancy	16
Your Language	56

4.2 Other evidence gathered

4.2.1 Evidence has been gathered from a number of sources, including academic research papers, Government policies, statistical bulletins and local data.

4.2.2 The evidence has been used to, firstly, determine the level of relevance the proposal has to the protected groups covered by the equality duty and, secondly, explore the potential impacts of the proposal further, having due regard to the need to promote equality and minimise any possible adverse impacts.

4.2.3 In line with feedback from consultation, and other evidence gathered, the following assessment has been taken:

Will the proposed preferred option impact on protected groups covered by the general duty?³

Protected Group	Could this proposal impact on this group differently from others in RCT?	Could this proposal promote equal opportunities for this group?	Is the potential impact positive / negative?
<i>Age</i>	Yes	No	Negative
<i>Disability</i>	Yes	No	Negative
<i>Gender assignment</i>	No	No	N/A
<i>Marriage / civil partnership</i>	No	No	N/A
<i>Pregnancy / maternity</i>	Yes	No	Negative
<i>Race</i>	Yes	No	Negative
<i>Religion / belief</i>	No	No	N/A
<i>Sexual orientation</i>	No	No	N/A
<i>Sex (gender)</i>	Yes	No	Negative

4.2.4 Section 5 outlines the potential impacts the proposal will have on protected groups covered by the general duty, using evidence gathered through engagement, consultation and research.

5. What potential impacts will the proposed preferred option have on protected groups covered by the general duty?

5.1 Protected Group: Age

5.1.1 If the proposed preferred option is agreed, it will have an impact on the general population that uses and benefits from the Cynon Valley Museum and associated heritage services. For the population of Rhondda Cynon Taf, this represents the loss of an accredited museum and the general issues, such as reduced access to activities, resources and facilities.

5.1.2 In particular, due to the services provided, the service change proposal could affect the protected group of children and young people.

5.1.3 As respondents to the consultation on proposal 2 stated, the current service provision offers opportunities for children and young people to learn about the history of the Cynon Valley in a number of ways, including:

- formal school trips to view the collections displayed at the museum.
- interactive workshops, which aim to interest and inspire young children by giving them a 'hands-on' experience.
- through participation in the UK-wide 'Kids in Museums'⁴ project,

³ (Section 149 of the Equality Act 2010)

⁴ <http://kidsinmuseums.org.uk/>

- through regular events, including arts and crafts workshops, after school clubs, school holiday activities.
- with older children and young people, the Museum has links with local schools, colleges and universities, such as students visiting the art galleries or learning about research and conservation as part of their studies.

5.1.4 In responding to the consultation, residents also expressed that some community groups and external providers, who currently use the venue could be affected by the proposed service change. This includes:

a) Groups that currently use the conference room facilities at the Cynon Valley Museum, including:

- weekly baby massage classes;
- Sure Start 'Language and Play' provision;
- Rhondda Cynon Taf Adult Education services, the University of South Wales and history societies in the area to provide adult learning opportunities.

b) Groups that use the cafe facilities to meet, including:

- 'Menter Iaith';
- University of the Third Age;
- Cynon Valley History Society;
- support workers and their clients for meetings;
- general population (the consultation highlighted older people, in particular, use the cafe to socialise).

5.1.5 Other potential impacts concern the museum as an accredited venue, including the impact on local artists, which in turn, could impact the local economy. Currently, the art gallery is internationally known, due to the links formed through the annual 'Interceltique de Lorient' Festival, held in France. Artists are, therefore, keen to showcase their work through the museum due to the popularity of the gallery and its shows.

5.1.6 The venue is also a host for the Welsh Government, in training staff in heritage and conservation.

5.2 **Protected Group: Disability**

5.2.1 At present, the Cynon Valley Museum is used by 'Accessibility Wales'⁵ as a case study for training other organisations on what they are legally required to do under the Disability Discrimination Act (1995). This promotes the museum as an accessible venue for people with sensory impairments and / or reduced mobility. The closure of the venue would be a loss to the disabled community, in terms of a space they are able to access and enjoy.

5.2.2 A number of schools utilise the Cynon Valley Museum for informal and formal education visits. This includes Special Education facilities in Rhondda Cynon Taf. Closure of the museum would, therefore, impact on the children and young people with special educational needs who currently benefit from visits to the museum.

⁵ <http://www.accessiblewales.co.uk/>

5.3 **Protected Group: Pregnancy / maternity**

5.3.1 The proposed closure of the Cynon Valley Museum could impact on the protected group of pregnant women or women that have recently given birth. This is due to the current usage of the cafe facilities and the conference room at the museum.

5.3.2 The cafe at the Cynon Valley Museum is part of the Welsh Government 'Breastfeeding Welcome Scheme',⁶ which means that staff have been trained in supporting the needs of breastfeeding mothers and dealing with any difficult conversations that could be raised by other customers. The potential closure of the cafe could mean that breastfeeding mothers who currently use the facility will need to seek alternative premises.

5.3.3 Currently, the conference room facilities at the Cynon Valley Museum are used for baby massage classes and a weekly 'Language & Play' session. Closure of the museum would mean that these activities would have to be run from an alternative venue, which could impact on women with young children.

5.4 **Protected Group: Race**

5.4.1 Responses to the consultation on Phase 2 proposals suggest that residents feel the proposed preferred option could impact on culture, heritage and the Welsh language history in the Cynon Valley, due to the closure of a community facility that celebrates history.

5.4.2 The proposed preferred option will also impact on the Welsh language due to the groups that currently use the cafe to meet, such as 'Menter Iaith' and an informal Welsh learners' group. These groups will need to find an alternative place to meet if the proposed preferred option is agreed.

5.4.3 As set out in Section 5.1, the proposed preferred option will impact on schools that visit the museum. This will include the Welsh language schools in the area.

5.5 **Protected Group: Sex (gender)**

5.5.1 As outlined in section 5.3, pregnant women and women with young children will be disproportionately affected by the proposed closure of the Cynon Valley Museum.

5.5.2 The responses to the consultation on this service change proposal also highlight that women feel safe coming to the cafe at the museum and, therefore, the closure of the facility could impact upon them negatively.

⁶ Breastfeeding Welcome Scheme

<http://wales.gov.uk/topics/health/improvement/pregnancy/breastfeeding/welcomescheme/?lang=en>

6. In areas where a negative impact has been identified, are there ways in which the impact can be minimised or removed?

- 6.1 In proposing the preferred option, Rhondda Cynon Taf Council has committed to the following principles to minimise the impact on the communities of Rhondda Cynon Taf:
- Services are as equitable as possible across Rhondda Cynon Taf;
 - Proposals will result in a reasonable level of service remaining in place;
 - Services will remain sustainable over the medium term (3 to 5 years);
 - Services will, as far as possible, be generally better or as good as the rest of Wales;
 - Services will continue to meet our statutory obligations.
- 6.2 Due to the Pontypridd Museum being owned, and staffed, by Pontypridd Town Council, the potential impact of the proposed service change, in this regard, is dependent on the action undertaken by the Town Council following a Cabinet decision. If the service change proposal is agreed, the Council will mitigate the potential impact of the removal of the Service Level Agreement through agreeing transitional arrangements with the Town Council.
- 6.3 If the proposed preferred option is agreed, there will be a wide communication campaign to ensure that users and groups that benefit from the Cynon Valley Museum and associated services are informed of the changes to service.
- 6.4 In relation to mitigating the impact on children and young people who visit the venues through school, this could be mitigated by outreach services. A heritage officer could use 'loan boxes' in schools or teaching packs can be provided to teachers and support staff to continue to provide the educational aspects of the heritage service. Schools could also continue to visit the Rhondda Heritage Park. Similarly, with regards to Welsh language schools that visit the museums, the Council's policy on bilingualism will still apply and outreach, or visits to the Heritage Park, will need to comply with providing Welsh language provision and opportunities.
- 6.5 With regards to the usage of the museum by children and young people for research and academic work, the possibility of students gaining experience at other accredited museums can be explored and research opportunities will still be available. Collections work will also need to continue if the proposed preferred option is agreed, and therefore, partnerships with Cardiff University and others can continue.
- 6.6 The option could also be explored to enable people to have access to the collections for research purposes, whether through digital online access or in person.
- 6.7 The groups that currently use the Cynon Valley Museum conference room and cafe would need to find alternative venues. The town centre, and a large supermarket (with cafe facilities), are near the Museum's current location, as well as Council-run venues such as Aberdare Library and the Dare Valley Country Park. Therefore, a potential mitigating impact is signposting groups to other low-cost community spaces to hold meetings and / or purchase refreshments.

- 6.8 Agreement on the proposed preferred option would impact on the gallery space at the Cynon Valley Museum, however, a gallery also exists at the Rhondda Heritage Park, which will continue to showcase the work of local artists.
- 6.9 With regards to mothers who may use the cafe due to it being part of the 'Breastfeeding Welcome Scheme', they may need to find an alternative venue. However, there is a requirement under the Equality Act to allow breast feeding in all public places. A refusal to allow this could lead to a legal challenge, therefore, there are many venues that mothers could use, as well as many venues specifically part of the scheme, such as the Dare Valley Country Park, Aberdare.⁷
- 6.10 The consultation evidence also suggests that residents are concerned about a loss of culture and heritage. The outreach services linked to the Heritage Service will continue, which aims to provide community-based activities and learning on the history of the area. The outreach service will seek to ensure heritage opportunities in the Cynon area, specifically, will continue (via partnership working, heritage projects, community engagement and participation)
- 6.11 The proposed retention of the Rhondda Heritage Park would mitigate the impact of the possible service changes, as this will provide a educational and learning resource on the heritage and history of the area.

7. In areas where a positive impact has been identified, in what ways can this be used to promote equality?

- 7.1 The proposed standardised opening hours of the Rhondda Heritage Park will promote a consistency of service for residents throughout the year, and will meet current visitor demand.
- 7.2 Increasing the reach of outreach services, and working in partnership with other organisations, could increase engagement and participation in the service and allow the opportunities to become more accessible for many through holding events in many different venues.

8. Conclusion

- 8.1 In line with the General Equality Duty (section 149 of the Equality Act 2010), this Equality Impact Assessment has:
- Assessed specific differential impacts that have been identified for each of the protected characteristics;
 - Stated where actions can be considered to minimise or remove any potential negative impacts relating to the proposals;
 - Provided opportunities, where applicable, to advance equality and good relations between different groups.
- 8.2 As such, this Equality Impact Assessment has provided sufficient evidence to demonstrate that due regard has been given to the 'duty' placed on the Council in this respect and, whilst it is recognised there may be a negative impact to certain groups consideration has been given to ways to reduce the impact such as the

⁷ <http://wales.gov.uk/topics/health/improvement/pregnancy/breastfeeding/index/welcome/?lang=en>

development of outreach provision and work with local communities and organisations.

- 8.3 If a decision is taken to implement some or all of the options put forward within the proposal, implementation arrangements will need to have regard to equality planning requirements, thus ensuring any negative impacts are minimised and equality is promoted.



RHONDDA CYNON TAF COUNCIL EQUALITY IMPACT ASSESSMENT

Phase 2: Service Change Proposals

Proposal 3: Arts & Cultural Services

14th May 2014

Equality Impact Assessment

Phase 2: Service Change Proposals Proposal 3: Arts & Cultural Services

1. Purpose of the Initiative

- 1.1 On the 22nd July 2013, Cabinet received an update on the latest projection of the Council's revenue budget position for the period to 2017/18 (financial year 2013/14 and a 4 year projection), as part of the Council's Medium Term Service Planning arrangements. This highlighted an estimated budget gap over the 4 years from 2014/15 to 2017/18 of £56M. This was subsequently updated following the receipt of the Local Government settlement as part of the Council's agreed budget strategy in February 2014, with the estimated gap rising to £63.4M.
- 1.2 The Council has a statutory obligation to set a balanced budget and, therefore, a series of proposals have been presented to Cabinet, given the need to address the medium term budget shortfall. Phase 2 is the second tranche of these proposals, containing seven options for service change in order to make savings.
- 1.3 Notwithstanding the anticipated funding reductions, the Council remains committed to its promise to continue to deliver better public services, stronger communities and social justice. Above all, the Council strives to make Rhondda Cynon Taf a safer, healthier and more prosperous place to live, work and learn.
- 1.4 The economic climate, however, means the Council must deliver this commitment within the context of reduced available funding and in order to assist in ensuring available resources and services are prioritised, any service change / service reduction or alternate service delivery proposals will be tested against the following guiding principles:
 - Services are as equitable as possible across Rhondda Cynon Taf;
 - Proposals will result in a reasonable level of service remaining in place;
 - Services will remain sustainable over the medium term (3 to 5 years);
 - Services will, as far as possible, be generally better or as good as the rest of Wales;
 - Services will continue to meet our statutory obligations.

2. The General Duty

- 2.1 Under the Equality Duty (section 149 of the Equality Act 2010), public authorities must, in the exercise of their functions, have due regard to the need to:
 - Eliminate unlawful discrimination, harassment and victimisation and other conduct prohibited by the Act.
 - Advance equality of opportunity between people who share a protected characteristic and those who do not.
 - Foster good relations between people who share a protected characteristic and those who do not.

3. Proposal 3: Arts & Cultural Services

- 3.1 The Council's Cultural services currently operates three theatres, namely:
- The 'Park and Dare' (Treorchy) - 660 seat main auditorium;
 - The 'Muni Arts Centre' (Pontypridd) - 300 seat main auditorium and 400 standing capacity; and
 - The 'Coliseum' (Aberdare) - 595 seat auditorium.
- 3.2 This is complemented with an Arts Development function, which supports and develops arts engagement and creative industry opportunities, especially for young people and older adults. This service also leads on and collaborates through the 'ArtsConnect' initiative with Bridgend, Merthyr Tydfil and the Vale of Glamorgan councils.
- 3.3 Cultural Services, through RCT Theatres, provides an opportunity for people to enjoy the arts through presenting a diverse programme of professional comedy, dance, drama, music, theatre entertainment and pantomime in Welsh and in English. Digital film technology has also recently been installed in the Coliseum and Park and Dare theatres enabling cinema to be continued and reintroduced and for the screening of recorded and live professional “alternate content” arts events.
- 3.4 There is no statutory basis to the service; the provision of arts services is discretionary.
- 3.5 However, all young people in RCT have the right to access high quality and appropriate services that provide the 10 entitlements as set out in the Welsh Government document 'Extending Entitlement: Support for 11 – 25 year olds in Wales' which is the Welsh Government's policy for youth support services in Wales. It includes all services, support and opportunities for young people between 11 and 25, wherever they happen, whoever is delivering them and wherever the funding originates. In relation to cultural services the key Entitlements are:
- *Education training and work experience – tailored to their needs;*
 - *Basic skills which open doors to a full life and promote social inclusion;*
 - *A Wide and varied range of opportunities to participate in volunteering and active citizenship;*
 - *High quality, responsive and accessible services and facilities;*
 - *Recreational and social opportunities in a safe and accessible environment;*
 - *Sporting artistic, musical and outdoor experiences to develop talents, broaden horizons and promote rounded perspectives including both national and international contexts;*
 - *The right to be consulted to participate in decision-making, and to be heard, on all matters which concern them or have an impact on their lives.*

Children and Young People also have rights which are outlined in the United Nations Convention on the Rights of the Child (UNCRC).

- 3.6 The proposed preferred option, as outlined in the Phase 2 consultation document, is Option 5: “Reduce to two theatres with a balanced but reduced arts programme”. This would mean closure of the Muni Arts Centre, Pontypridd, and a

reduced level of service in the two retained theatres: the Coliseum, Aberdare and the Park & Dare, Treorchy.

3.7 The current level of service costs £1.258M per year. The proposed preferred option has the potential to deliver savings of £400K in a full year.

4. What evidence is there to suggest the potential impact of the proposed preferred option on protected groups?

4.1 Consultation & Engagement

4.1.1 A consultation was carried out on the Phase 2 proposals, which formally began on the 27th January 2014 and ended on the 24th February 2014. (Responses received from the announcement of the service changes on the 8th January, before the consultation period officially started were also included in the analysis of results.)

4.1.2 A separate consultation report on the outcomes of the consultation has been produced.

4.1.3 Open responses on Proposal 3 (specifically on the Arts and Cultural services proposal) were received from 521 individuals. The number of views expressed totalled 2,103.

4.1.4 A number of common themes emerged from the analysis of the responses, including:

- Impact on community groups;
- A perceived high usage of facilities;
- Heritage and Cultural opportunities;
- Economic Reasons;
- Impact on the economy/tourism;
- Potential loss in revenue;
- Transport Issues;
- Loss to the Community;
- Development/social skills/wellbeing.

4.1.5 These general themes have been taken into account in preparing this Equality Impact Assessment.

4.1.6 The majority of respondents had never visited or visited the facilities "less frequently" than monthly.

4.1.7 24.6% of respondents stated they would travel to a theatre proposed for retention, if they were a user of a theatre proposed for closure. Similarly, 19.9% of respondents thought that the geographical coverage of the theatres was reasonable.

4.1.8 A question included in the consultation questionnaire (online and paper responses) asked whether respondents felt the proposals would have more of an impact on them because of a protected characteristic, with respondents able to mark more than one characteristic. The following responses were received:

	Arts & Cultural Services
Your Gender	96
Your Age	174
Your Ethnicity	58
Your Disability	56
Your Sexuality	32
Your Religion	28
Your Gender Identity	28
Your Marital status	37
Your Pregnancy	18
Your Language	59

4.1 Other evidence gathered

4.2.1 Evidence has been gathered from a number of sources, including academic research papers, statistical bulletins and local data.

4.2.2 The evidence has been used to, firstly, determine the level of relevance the proposal has to the protected groups covered by the equality duty and, secondly, explore the potential impacts of the proposal further, having due regard to the need to promote equality and minimise any possible adverse impacts.

4.2.3 In line with feedback from consultation, and other evidence gathered, the following assessment has been taken:

Will the proposed preferred option impact on protected groups covered by the general duty?¹

Protected Group	Could this proposal impact on this group differently from others in RCT?	Could this proposal promote equal opportunities for this group?	Is the potential impact positive / negative?
<i>Age</i>	Yes	No	Negative
<i>Disability</i>	Yes	No	Negative
<i>Gender assignment</i>	No	No	N/A
<i>Marriage / civil partnership</i>	No	No	N/A
<i>Pregnancy / maternity</i>	No	No	N/A
<i>Race</i>	Yes	No	Negative
<i>Religion / belief</i>	No	No	N/A
<i>Sexual orientation</i>	No	No	N/A
<i>Sex (gender)</i>	Yes	No	Negative

¹ (Section 149 of the Equality Act 2010)

4.2.4 Section 5 outlines the potential impacts the proposal will have on protected groups covered by the general duty, using evidence gathered through engagement, consultation and research.

5 What potential impacts will the proposed preferred option have on protected groups covered by the general duty?

5.1 Protected Group: Age

5.1.1 A significant body of research exists that demonstrates the benefits of participating in art and cultural activity.² Therefore, if the proposed preferred option is agreed, it will have an impact on the general population in that provision of arts and culture services will be different to the current model, with general issues such as reduced access to activities, resources and facilities.

5.1.2 A general impact is around the 'ArtsConnect' collaborative with the arts services in three other local authorities. Merthyr Tydfil does not have a council run theatre / cinema. Therefore, many residents of Merthyr Tydfil either attend the 'Muni' (as it is easily accessible from the A470) or the 'Coliseum' in Aberdare. The closure of the 'Muni' could, therefore, increase attendance at the 'Coliseum' theatre.

5.1.3 At present, the Arts Development function provides opportunities for arts engagement and experience in the creative industries for all, with particular focus on children and young people, for example:

- the Youth Arts project, which provides a wide range of arts activities for those aged 8-25 years old;
- 'TakepART' weekly workshops for young children; and
- participation activity and events aimed at giving young people, from the age of 3 years old, experience of what the arts can offer.

5.1.4 Also, Cultural Services' theatres in the County Borough offer provision for:

- local schools to perform;
- local schools to hold award ceremonies;
- local amateur / community arts organisations to perform;
- work experience and volunteering opportunities;
- creative industry seminars in partnership with further education, higher education and the third sector;
- film screenings;
- corporate events; and
- general venue hire.

5.1.5 The proposed closure of the 'Muni' would therefore, put pressure on the remaining two retained theatres to host this provision (whilst delivering a reduced programme), and some of the above is aimed at children and young people.

5.1.6 Through consultation, respondents suggested that the loss of a community facility could have the impact of a loss of revenue. The 'Muni' has more flexibility than the 'Park and Dare' or the 'Coliseum' theatres to host a range of activities, due to its

² For example, see Staricoff, R. (2004) ["Arts in health: a review of medical literature"](#); ["National Guild for Community Arts Education"](#); [Arts Council for Wales](#); Smith, D. (2013) ["An independent report for the Welsh Government into Arts Education in the Schools of Wales."](#)

standing auditorium capacity. This has provided opportunities to host standing music 'gigs' for up to 400 people, workshops and events that have largely benefited children and young people up to the age of 25.

5.1.7 There is also space at the 'Muni' for dance, and there is currently a group of young males (classed as 'disengaged' from education), using the dance studio space, with its sprung floor and generous ceiling height to learn 'street dancing' and 'breakdancing'. Closure of the 'Muni' would mean such groups would need to find alternative space to practise in the Taff Ely area and to benefit from this positive group experience.

5.1.8 In a similar way to the impact on children and young people, the proposed service change is also likely to impact negatively on adults, due to the loss of a community asset. As well as attending theatre performances, events and film screenings, there are currently a number of amateur dramatic societies that patronise the 3 theatres in Rhondda Cynon Taf. The closure of the 'Muni' would mean societies that use this venue would need to find alternative premises, putting pressure on the other 'Park and Dare' and 'Coliseum' theatres to accommodate their performances whilst delivering a reduced programme.

5.1.9 As the consultation responses demonstrate, some older adults believe that the closure of the 'Muni' would impact negatively upon them because the arts centre is in a convenient location for bus routes, rail links and the town centre. At present, the 'Muni' is also the only theatre in Rhondda Cynon Taf that offers matinee performances, which appeal to older people and some members of the amateur dramatic societies and choirs that patronise the theatre are over the age of 60 years old, and therefore, this group is likely to be impacted by the proposed service changes.

5.2 Protected Group: Disability

5.2.1 Through consultation, some respondents highlighted the potential impact of the service change proposal on wellbeing and the social aspects of arts participation.

5.2.2 The reduced arts programme could have an impact on some of the services currently provided to adults in residential settings, suffering from dementia or other mental illnesses. Research suggests that participation in the arts can be beneficial for people suffering with dementia³, e.g. in providing activities that sufferers can enjoy alongside their family and friends and in helping to recall long-term memories, such as song lyrics.

5.2.3 Secondly, theatres in Rhondda Cynon Taf are traditional theatre buildings, and, therefore, accessibility for the audience to certain areas can be difficult. The 'Muni Arts Centre' is the most flexible venue, in terms of seating, than the other two theatres, as it promotes removable seating. This makes it easier to allow for wheelchair access or access for people with reduced mobility.

5.2.4 Additionally, this service change proposal could impact on young people with a learning disability and / or young people who are on the autistic spectrum, as the 'CAST' project currently rehearse and perform in the 'Muni Arts Centre' weekly during term time and put on an annual performance.

5.3 Protected Group: Race

³ See, for example, Bolton, J. (2012) [*"Dementia and the use of creative arts to maintain personhood."*](#)

5.3.1 The consultation responses on Proposal 3 highlighted that a concern for residents was the potential loss of culture and heritage if the proposed preferred option is agreed. Many respondents saw Wales as a country that has historically celebrated its culture through song, poetry and performance in both English and Welsh and, therefore, the closure of any theatre was seen as a loss to this cultural identity.

5.3.2 Welsh speakers could be impacted by the proposed preferred option because, currently, the RCT theatres provide a space for Welsh-medium local schools to rehearse and perform and bilingual out-of-school arts and culture opportunities for children and young people.

5.3.3 Furthermore, a Welsh speakers' community group currently use the 'Muni Arts Centre' 'Footlights' café to socialise and practise their skills. Closure of the venue would mean that this group would need to find alternative meeting space.

5.4 **Protected Group: Sex (gender)**

5.4.1 Anecdotally, more young females than males are involved in the arts and culture activities provided by the service. Activities such as 'TakepART' and dance classes tend to be well-attended by females. A reduced arts programme and closure of a venue could, therefore, impact disproportionately on this group.

5.4.2 As previously stated, there is also currently a group of young males (classed as 'disengaged' from education), using the dance studio to learn 'street dancing' and 'breakdancing'. Closure of the 'Muni' would mean such groups would need to find alternative suitable supportive space to meet and to practise in the Taff Ely area.

6 **In areas where a negative impact has been identified, are there ways in which the impact can be minimised or removed?**

6.1 In proposing the preferred option, Rhondda Cynon Taf Council has committed to the following principles to minimise the impact on the communities of Rhondda Cynon Taf:

- Services are as equitable as possible across Rhondda Cynon Taf;
- Proposals will result in a reasonable level of service remaining in place;
- Services will remain sustainable over the medium term (3 to 5 years);
- Services will, as far as possible, be generally better or as good as the rest of Wales;
- Services will continue to meet our statutory obligations.

6.2 Overall, the proposed preferred option will impact negatively on the people of Rhondda Cynon Taf due to the loss of a community asset and a reduced arts programme. However, co-ordination of the programme, outreach activities and Welsh-medium provision will seek to ensure that a reasonable level of service remains in place.

6.3 Some community groups may see an opportunity to continue using the 'Muni Arts Centre', which could mitigate the impact of closure. The option of running a venue that is potentially due to close is available to community groups. Advice and support is available from both the Council and Interlink (the County Voluntary Council (CVC) for Rhondda Cynon Taf) for any groups interested. The opportunity does exist to transfer assets, provided there are robust and sustainable Business

Plans in place. This could include continuing to run the Arts Centre (potentially making it more suited towards the community within which it is situated), offering space and facilities to performers and offering space to community groups. However, technical theatre assets e.g. lighting and sound equipment, would be transferred to the 2 retained Council owned and managed theatres where possible.

- 6.4 If the proposed preferred option is agreed, the business case and transfer of the Arts Centre to a community group would need to take into account the requirements of groups that currently use the centre, such as children and young people, older people, disabled performers, females and males. This should be a requirement of a successful business case, in order to mitigate the possible impact of the transfer.
- 6.5 Similar to 6.4, if the proposed preferred option is agreed, current users of the services will be informed and advised of alternative provision and spaces for performing, socialising and engaging in the arts. In terms of specialist activities, such as the 'breakdancing' class, alternative suitable venues will be identified for this type of activity to be delivered on an occasional project basis, even if the regular provision is not continued.
- 6.6 Despite arts and cultural services being a discretionary service, Rhondda Cynon Taf will continue to offer opportunities for children and young people, community groups (including Welsh language groups) and the general population to access opportunities through the remaining two theatres, should the proposed preferred option be agreed.
- 6.7 The service will be encouraging audiences to attend the 'Park & Dare' and the 'Coliseum' theatres. It will also signpost those participants who may be affected by a reduced arts programme to other providers.
- 6.8 In order to retain a high standard of service, the aim will be to programme the types of arts events that would have been held at the Muni into either of the theatres proposed for retention. However, neither of these theatres have the capacity for standing music gigs. Members of the public will be signposted to alternative private provision, including venues outside of Rhondda Cynon Taf.

7 In areas where a positive impact has been identified, in what ways can this be used to promote equality?

- 7.1 The service change will seek to ensure an equitable spread of services that meets the needs of people in Rhondda Cynon Taf.

8. Conclusion

- 8.1 In line with the General Equality Duty (section 149 of the Equality Act 2010), this Equality Impact Assessment has:
 - Assessed specific differential impacts that have been identified for each of the protected characteristics;
 - Stated where actions can be considered to minimise or remove any potential negative impacts relating to the proposals;

- Provided opportunities, where applicable, to advance equality and good relations between different groups.

8.2 As such, this Equality Impact Assessment has provided sufficient evidence to demonstrate that due regard has been given to the 'duty' placed on the Council in this respect and, and, whilst it is recognised there may be a negative impact to certain groups consideration has been given to ways to reduce the impact such as the continuation of a varied arts and cultural programme.

8.3 If a decision is taken to implement some or all of the options put forward within the proposal, implementation arrangements will need to have regard to equality planning requirements, thus ensuring any negative impacts are minimised and equality is promoted.



RHONDDA CYNON TAF COUNCIL

EQUALITY IMPACT ASSESSMENT

Phase 2: Service Change Proposals

Proposal 4: Supported Bus Routes

14th May 2014

Equality Impact Assessment

Phase 2: Service Change Proposals Proposal 4: Supported Bus Routes

1. Purpose of the Initiative

- 1.1 On the 22nd July 2013, Cabinet received an update on the latest projection of the Council's revenue budget position for the period to 2017/18 (financial year 2013/14 and a 4 year projection), as part of the Council's Medium Term Service Planning arrangements. This highlighted an estimated budget gap over the 4 years from 2014/15 to 2017/18 of £56M. This was subsequently updated following the receipt of the Local Government settlement as part of the Council's agreed budget strategy in February 2014, with the estimated gap rising to £63.4M.
- 1.2 The Council has a statutory obligation to set a balanced budget and, therefore, a series of proposals have been presented to Cabinet, given the need to address the medium term budget shortfall. Phase 2 is the second tranche of these proposals, containing seven options for service change in order to make savings.
- 1.3 Notwithstanding the anticipated funding reductions, the Council remains committed to its promise to continue to deliver better public services, stronger communities and social justice. Above all, the Council strives to make Rhondda Cynon Taf a safer, healthier and more prosperous place to live, work and learn.
- 1.4 The economic climate, however, means the Council must deliver this commitment within the context of reduced available funding and in order to assist in ensuring available resources and services are prioritised, any service change / service reduction or alternate service delivery proposals will be tested against the following guiding principles:
 - Services are as equitable as possible across Rhondda Cynon Taf;
 - Proposals will result in a reasonable level of service remaining in place;
 - Services will remain sustainable over the medium term (3 to 5 years);
 - Services will, as far as possible, be generally better or as good as the rest of Wales;
 - Services will continue to meet our statutory obligations.

2. The General Duty

- 2.1 Under the Equality Duty (section 149 of the Equality Act 2010), public authorities must, in the exercise of their functions, have due regard to the need to:
 - Eliminate unlawful discrimination, harassment and victimisation and other conduct prohibited by the Act.
 - Advance equality of opportunity between people who share a protected characteristic and those who do not.

- Foster good relations between people who share a protected characteristic and those who do not.

3. Proposal 4: Supported Bus Routes

- 3.1 The majority of bus services (92% of bus journeys undertaken) across Rhondda Cynon Taf are run on a commercial basis by an external operator.
- 3.2 There is no statutory basis to provide subsidised local bus services. However, the local authority does have discretion to support bus (and other public transport) services that best meet local needs.
- 3.3 Therefore, there are some routes in Rhondda Cynon Taf, which are not considered commercially viable and are determined and supported by the Council, with an annual budget of £0.841M.
- 3.4 Other routes, which are agreed as being strategic in respect of their importance to regional connectivity (plus an allocation for community transport) are funded via Monmouthshire County Council, which now receives the allocation of Bus Services Support Grant (formerly Regional Transport Services Grant) for South East Wales from the Welsh Government
- 3.5 In determining subsidised routes, the local authority takes into account social inclusion, improving accessibility and increasing the attractiveness of public transport as the primary travel choice.
- 3.6 Under the Transport Act (1985 & 2000) and the Local Transport Act (2008), the role of the local authority is to identify where such gaps in the network may exist and, subject to the availability of resources and passenger demand, exercise their powers to support certain bus and other local transport services. (Due regard is also given to the Regional Bus and Community Transport Network Strategy, produced in January 2014 by the South East Wales Transport Alliance - SEWTA.)
- 3.7 Supported services are, therefore, by their very nature supplementary and extend the times or the coverage of a service beyond what a commercial service operates.
- 3.8 Figure 1 shows the annual passenger numbers and journeys (2013/14) being supported by Council and regional funding:

Figure 1

	Council Funded	Regionally Funded	Total
Total passenger numbers	408,388	430,222	838,610
Annual journeys	101,914	41,757	143,671
Average users per journey	4.01	10.30	5.84

- 3.9 The proposed service change is to reduce the service provision to achieve a saving of £400,000 per year. This reduction will be through the Council funded services.

- 3.10 In order to ensure that important and well-used routes are retained, an impact assessment was undertaken. This took into account the following factors:
- Usage;
 - Subsidy level per passenger;
 - Availability of alternative services;
 - Impact on commercial services;
 - Impact on shift workers;
 - Links to healthcare / hospital visiting; and
 - Links to education / training.
- 3.11 Routes identified may be subject to change, as a result of decisions made outside of the Council, which could include commercial decisions made by bus operators and changes to Welsh Government funding levels. Future supported routes by the Council would be determined in line with the impact assessment criteria above (up to the value supported by Cabinet).
- 3.12 As stated in the consultation document, under Option 6, 16 routes will be retained (see the consultation document p61-63).
- 3.13 Implementation of the preferred service change option would save £0.4M in a full year of savings.
- 3.14 This equality impact assessment considers the potential impact on protected groups of the proposed preferred option for service change.

4. What evidence is there to suggest the potential impact of the proposed preferred option on protected groups?

4.1 Consultation & Engagement

- 4.1.1 A public consultation was carried out on the Phase 2 proposals, formally beginning on the 27th January 2014 and ending on the 24th February 2014. (Responses received from the announcement of the service changes on the 8th January, before the consultation period officially started, were also included in the analysis of results.)
- 4.1.2 A separate consultation report on the outcomes of the consultation has been produced.
- 4.1.3 Open responses on Proposal 4 (specifically on Supported Bus Routes) were received from 218 individuals. The number of views expressed totalled 459.
- 4.1.4 Common themes arising from analysis of the consultation included:
- Buses seen as a lifeline;
 - The potential impact on people's independence;
 - Possibility of increasing social exclusion.
- 4.1.5 These themes have been taken into account in preparing this Equality Impact Assessment.

4.1.6 A question included in the consultation questionnaire (online and paper responses) asked whether respondents felt the proposals would have more of an impact on them because of a protected characteristic, with respondents able to mark more than one characteristic. The following responses were received:

	Supported bus routes
Your Gender	73
Your Age	209
Your Ethnicity	25
Your Disability	105
Your Sexuality	14
Your Religion	15
Your Gender Identity	14
Your Marital status	20
Your Pregnancy	20
Your Language	20

4.2 Other evidence gathered

4.2.1 Evidence has been gathered from a number of sources, including academic research papers, Government policies, statistical bulletins and local data.

4.2.2 The evidence has been used to, firstly, determine the level of relevance the proposal has to the protected groups covered by the equality duty and, secondly, explore the potential impacts of the proposal further, having due regard to the need to promote equality and minimise any possible adverse impacts.

4.2.3 In line with feedback from consultation, and other evidence gathered, the following assessment has been taken:

Will the proposed preferred option impact on protected groups covered by the general duty?¹

Protected Group	Could this proposal impact on this group differently from others in RCT?	Could this proposal promote equal opportunities for this group?	Is the potential impact positive / negative?
<i>Age</i>	Yes	No	Negative
<i>Disability</i>	Yes	No	Negative
<i>Gender assignment</i>	No	No	N/A
<i>Marriage / civil</i>	No	No	N/A

¹ (Section 149 of the Equality Act 2010)

<i>partnership</i>			
<i>Pregnancy / maternity</i>	Yes	No	Negative
<i>Race</i>	No	No	N/A
<i>Religion / belief</i>	No	No	N/A
<i>Sexual orientation</i>	No	No	N/A
<i>Sex (gender)</i>	Yes	No	Negative

4.2.4 Section 5 outlines the potential impacts the proposal will have on protected groups covered by the general duty, using evidence gathered through engagement, consultation and research.

5. What potential impacts will the proposed preferred option have on protected groups covered by the general duty?

5.1 Protected Group: Age

5.1.1 Although it is difficult to ascertain the characteristics of people who use certain bus routes, at certain times of the day and the frequency in which they use the service, the consultation responses around Proposal 4 raised concerns around young people and elderly people being key groups who could be affected by a reduced service.

5.1.2 Overall, car ownership in Rhondda Cynon Taf is relatively low (27% of households do not own a car or van).² This suggests that use of public transport is quite high across the Local Authority.

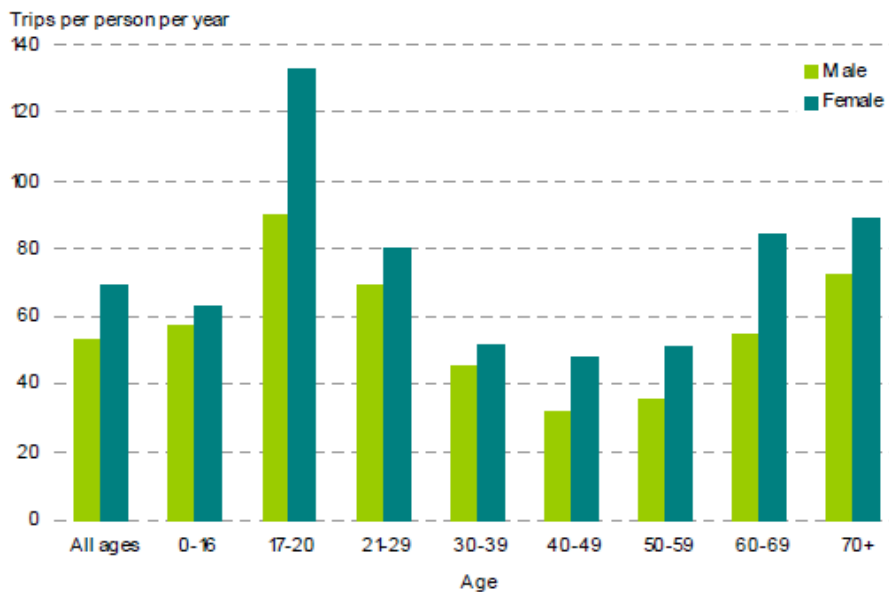
5.1.3 Certain groups of people are more likely to use buses than others, generally. The National Travel Survey (2012)³ shows the age ranges most likely to use buses. Figure 2, below, is taken from the accompanying statistical bulletin:

Figure 2

² National Statistics: statistical bulletin 100/2013 “People and Licensing and Vehicle Ownership, 2012” (Census data 2011) <http://wales.gov.uk/docs/statistics/2013/131022-people-vehicle-licensing-vehicle-ownership-2012-en.pdf>

³ National Travel Survey <https://www.gov.uk/government/publications/national-travel-survey-2012>

Average number of bus trips by age and gender: Great Britain, 2012 [BUS9901c].



5.1.4 Figure 2 shows that young people are also most likely to use buses than other groups. In particular, across Great Britain at the time of the survey, Figure 2 shows that people aged 17-20 years old were more likely to frequently use the bus than any other age group.

5.1.5 A recent campaign highlighted that access to good public transport is a concern for children and young people.⁴ The campaign studied evidence that suggests transport problems can be a barrier to young people accessing employment opportunities, with low skilled jobs located outside of city centres, involving shift or weekend work and is difficult to reach by public transport alone.⁵

5.1.6 The 2011 Census found that, of those in employment, 17% travelled to work by public transport in England and Wales. 7% of these travelled by bus, 5% by train and 4% by Underground tram or light rail.³ This illustrates the importance of transport links for employment opportunities.

5.1.7 The phase 1 proposals around youth service provision also raised transport as an issue.⁶ The proposal stated that, in order to keep the youth service sustainable, transport provision would be removed and, consultation respondents queried whether some young people may find it difficult to access youth clubs. The fact that some of the clubs would be moving to alternative venues was also flagged as a concern, in that they may be less accessible to some users by using public transport. As such, the impact of this proposal and the youth service change needs to be considered.

5.1.8 Figure 2 also shows that people over the age of 60 years old are more likely to use bus services, and could, therefore, be affected by the proposed service change.

⁴ Campaign for Better Transport [“Why getting transport right matters to young people”](#)

⁵ Campaign for Better Transport [“Transport barriers to getting a job”](#)

⁶ See RCT Cabinet minutes, Phase 1, 8th January 2014.

5.1.9 Welsh Government statistics show that people over the age of 60 years old are twice as likely to travel by bus as younger people - in 2007, 24% of men and 35% of women over the age of 60 years old had used the bus in the previous week compared with 13% of men and 18% of women aged 30-59.⁷ This could be due to the introduction of the free bus travel scheme for older and disabled people, which provides free travel at any time of day for people over the age of 60 years old. In 2012, the estimated take-up of the free 'bus pass' in Wales was 83%.⁸

5.1.10 A recent study undertaken by 'Age Cymru' suggests bus travel is a "lifeline" for older people, and has an impact on their health and wellbeing. Getting 'out and about' is cited as a key factor in wellbeing, contributing to older people's psychological, health and social / community feelings.⁹

5.2 **Protected Group: Disability**

5.2.1 There is a lack of available statistics on the number of disabled people who use buses. However, the Welsh Government emphasise improving access for disabled people in all aspects of life through the Framework for Action on Independent Living.¹⁰ Transport is included as a key aspect for this.

5.2.2 It can be assumed that, as the Welsh Government also supply bus passes for disabled people, the number of disabled people who travel by this mode would be higher than other groups. There is, therefore, likely to be an impact if services are reduced.

5.3 **Protected Group: Pregnancy & maternity**

5.3.1 Although there is a lack of available statistics on the number of pregnant women who use bus services and the supported bus routes under the proposed preferred option, analysis has shown in section 5.1 that females are generally more likely to use buses than males. By definition, some of these females will be pregnant and could rely on bus services to access healthcare.

5.4 **Protected Group: Gender**

5.4.1 As above, it is difficult to ascertain the characteristics of people who use bus services. However, Figure 2 does provide a national picture that suggests females are much more likely to use buses than males (particularly in the 17-20 years old age range). (On average, the National Travel Survey (2012) found that women take 69 trips per year by bus, compared to 53 trips for men.³)

⁷ Welsh Government (2008) Public Transport Use in Wales: Results from the Living in Wales Survey 2007 SB 73/2008 Available at: <http://wales.gov.uk/docs/statistics/2012/121023sb982012en.pdf>

⁸ Welsh Government (2013) Written Statement by Carl Sargeant Minister for Local Government and Communities, 17th January. Available at: [http://www.assemblywales.org/bushome/bus-business-fourth-assembly-written-ministerial-statements/dat20130117-e.pdf?langoption=3&ttl=Bus%20Services%20in%20Wales%20\(PDF%2C%20189KB\)](http://www.assemblywales.org/bushome/bus-business-fourth-assembly-written-ministerial-statements/dat20130117-e.pdf?langoption=3&ttl=Bus%20Services%20in%20Wales%20(PDF%2C%20189KB))

⁹ Age Cymru (2013) "[Buses – a lifeline for older people](#)"

¹⁰ <http://wales.gov.uk/about/cabinet/cabinetstatements/2013/independentliving/?lang=en>

6. In areas where a negative impact has been identified, are there ways in which the impact can be minimised or removed?

- 6.1 In proposing the preferred option, Rhondda Cynon Taf Council has committed to the following principles to minimise the impact on the communities of Rhondda Cynon Taf:
- Services are as equitable as possible across Rhondda Cynon Taf;
 - Proposals will result in a reasonable level of service remaining in place;
 - Services will remain sustainable over the medium term (3 to 5 years);
 - Services will, as far as possible, be generally better or as good as the rest of Wales;
 - Services will continue to meet our statutory obligations.
- 6.2 The proposed preferred option continues to be above the statutory obligations of the Council and are aimed at providing sustainability to the other bus services that are widely used.
- 6.3 In preparing the grounds for the proposed preferred option, the Council has already made every effort to minimise the impact on protected groups through taking an impact assessment approach to prioritising routes for retention (more detail is included in the appendices of the consultation document).
- 6.4 A contract by contract assessment was made to assess the potential impact a withdrawal of service might have on the public. A scoring method was applied against the following factors:
- the number of users per journey;
 - the subsidy per passenger;
 - the unavailability of alternative services;
 - the likelihood of related commercial bus service withdrawals;
 - the loss of journeys for shift workers;
 - the loss of journey for healthcare and hospital visiting;
 - the loss of journeys for education and training.
- 6.5 Therefore, the scoring method applied minimises much of the possible impacts on certain protected groups e.g. access to education and training opportunities were prioritised as retained routes (with regards to children and young people) and access to healthcare (with regards to pregnant women).
- 6.6 In scoring the current supported bus routes, the consultation document shows that many of the routes are supplementary to existing commercial contracts and have served a purpose, which may be less relevant now. Therefore, some were found to have little usage.
- 6.7 As such, the proposed preferred option states that sixteen Council supported routes are to be retained. These were the routes that scored highest as being essential to the needs of the community and many of the potential impacts outlined above will have already been considered by the impact assessment.

7. In areas where a positive impact has been identified, in what ways can this be used to promote equality?

7.1 No specific positive impacts have been identified.

8. Conclusion

8.1 In line with the General Equality Duty (section 149 of the Equality Act 2010), this Equality Impact Assessment has:

- Assessed specific differential impacts that have been identified for each of the protected characteristics;
- Stated where actions can be considered to minimise or remove any potential negative impacts relating to the proposals;
- Provided opportunities, where applicable, to advance equality and good relations between different groups.

8.2 As such, this Equality Impact Assessment has provided sufficient evidence to demonstrate that due regard has been given to the 'duty' placed on the Council in this respect and, whilst it is recognised that certain groups could be impacted by the service changes, consideration has been given to the ways in which this can be minimised.

8.3 If a decision is taken to implement some or all of the options put forward within the proposal, implementation arrangements will need to have regard to equality planning requirements, thus ensuring any negative impacts are minimised and equality is promoted.



RHONDDA CYNON TAF COUNCIL

EQUALITY IMPACT ASSESSMENT

Phase 2: Service Change Proposals

Proposal 5: Provision of Paddling
Pools

14th May 2014

Equality Impact Assessment

Phase 2: Service Change Proposals Proposal 5: Provision of Paddling Pools

1. Purpose of the Initiative

- 1.1 On the 22nd July 2013, Cabinet received an update on the latest projection of the Council's revenue budget position for the period to 2017/18 (financial year 2013/14 and a 4 year projection), as part of the Council's Medium Term Service Planning arrangements. This highlighted an estimated budget gap over the 4 years from 2014/15 to 2017/18 of £56M. This was subsequently updated following the receipt of the Local Government settlement as part of the Council's agreed budget strategy in February 2014, with the estimated gap rising to £63.4M.
- 1.2 The Council has a statutory obligation to set a balanced budget and, therefore, a series of proposals have been presented to Cabinet, given the need to address the medium term budget shortfall. Phase 2 is the second tranche of these proposals, containing seven options for service change in order to make savings.
- 1.3 Notwithstanding the anticipated funding reductions, the Council remains committed to its promise to continue to deliver better public services, stronger communities and social justice. Above all, the Council strives to make Rhondda Cynon Taf a safer, healthier and more prosperous place to live, work and learn.
- 1.4 The economic climate, however, means the Council must deliver this commitment within the context of reduced available funding and in order to assist in ensuring available resources and services are prioritised, any service change / service reduction or alternate service delivery proposals will be tested against the following guiding principles:
 - Services are as equitable as possible across Rhondda Cynon Taf;
 - Proposals will result in a reasonable level of service remaining in place;
 - Services will remain sustainable over the medium term (3 to 5 years);
 - Services will, as far as possible, be generally better or as good as the rest of Wales;
 - Services will continue to meet our statutory obligations.

2. The General Duty

- 2.1 Under the Equality Duty (section 149 of the Equality Act 2010), public authorities must, in the exercise of their functions, have due regard to the need to:
 - Eliminate unlawful discrimination, harassment and victimisation and other conduct prohibited by the Act.
 - Advance equality of opportunity between people who share a protected characteristic and those who do not.

- Foster good relations between people who share a protected characteristic and those who do not.

3. **Proposal 5: Provision of Paddling Pools**

- 3.1 The Council currently operates twelve paddling pools, six within the Rhondda area and six within the Cynon area. The paddling pools are currently open to the public over the six week school summer holiday period, with the extent of daily usage highly dependent on the weather. Figure 1 depicts the individual paddling pools and user figures (*not validated*) for Summer 2013.

Figure 1

Location	Type	User Numbers 2013	Average Users per day
Cynon Valley			
Abercynon	Deep Water	1,932	46
Aberdare	Deep Water	1,425	34
Brynifor	Shallow Water	996	24
Cwmaman	Deep Water	1,067	25
Ynysybwl	Shallow Water	1,288	31
Lee Gardens	Deep Water	1,148	27
		7,856	187
Rhondda			
Gelligaled	Deep Water	1,078	26
Maerdy	Shallow Water	827	20
Pentre	Shallow Water	881	21
Treorchy	Shallow Water	1,064	25
Treherbert	Shallow Water	1,332	32
Wattstown	Shallow Water	1,093	26
		6,275	150
TOTAL		14,131	337

Cwmaman Paddling Pool is supported by the Council, but is owned by the Friends of Cwmaman Paddling Pool.

- 3.2 The pools are open, free of charge, from 10.30am until 6.30pm seven days a week and provide access for children up to 12 years of age.
- 3.3 Many of the pools now require updating, which would require a significant capital cost to the Council at a time of reduced budgets.
- 3.4 The total revenue budget for the service for 2013/14 amounts to £181K. The levels of subsidy are set out in Figure 2 below.

Figure 2

	2013
Total Budget	£181,160
Total User Numbers	14,131
Av Subsidy per User	£12.82
No. of Sites	12
Av Cost per site	£15,097

- 3.5 There are no statutory requirements to provide paddling pool facilities.
- 3.6 A number of options were considered, with the recommended option being option 3, which proposes the closure of all paddling pools.
- 3.7 This option would save £181K in a full year.

4. What evidence is there to suggest the potential impact of the proposed preferred option on protected groups?

4.1 Consultation & Engagement

- 4.1.1 A consultation was carried out on the Phase 2 proposals, which formally began on the 27th January 2014 and ended on the 24th February 2014. (Responses received from the announcement of the service changes on the 8th January, before the consultation period officially started were also included in the analysis of results.)
- 4.1.2 A separate consultation report on the outcomes of the consultation has been produced.
- 4.1.3 Open responses on Proposal 5 (specifically on the provision of paddling pools) were received from 306 individuals. The number of views expressed totalled 667.
- 4.1.4 Some people were in support of this proposal, with a common theme being that paddling pools are both unkempt for most of the year and only open for a short period of time.
- 4.1.5 For those who disagreed with the proposal, the common themes were historical reasons and taking away opportunities. Some other minority issues raised were:
- Health/childhood obesity issues;
 - They provide something to do, “a cheap day out”;
 - As long as you keep other leisure and swimming pools open;
 - Should be open and used more often, in all holidays and throughout the summer;
 - Make a small charge, would be prepared to pay.
- 4.1.6 These concerns have been taken into account in preparing this Equality Impact Assessment.
- 4.1.7 A question included in the consultation questionnaire (online and paper responses) asked whether respondents felt the proposals would have more of an impact on them because of a protected characteristic, with respondents able to mark more than one characteristic. The following responses were received:

	Paddling Pools
Your Gender	53
Your Age	87
Your Ethnicity	18
Your Disability	30
Your Sexuality	15
Your Religion	14
Your Gender Identity	15
Your Marital status	27
Your Pregnancy	26
Your Language	12

4.1 Other evidence gathered

4.2.1 Evidence has been gathered from a number of sources to, firstly, determine the level of relevance the proposal has to the protected groups covered by the equality duty and, secondly, explore the potential impacts of the proposal further, having due regard to the need to promote equality and minimise any possible adverse impacts.

4.2.2 In line with feedback from consultation, and other evidence gathered, the following assessment has been taken:

Will the proposed preferred option impact on protected groups covered by the general duty?¹

Protected Group	Could this proposal impact on this group differently from others in RCT?	Could this proposal promote equal opportunities for this group?	Is the potential impact positive / negative?
<i>Age</i>	Yes	No	Negative
<i>Disability</i>	No	No	N/A
<i>Gender assignment</i>	No	No	N/A
<i>Marriage / civil partnership</i>	No	No	N/A
<i>Pregnancy / maternity</i>	No	No	N/A
<i>Race</i>	No	No	N/A
<i>Religion / belief</i>	No	No	N/A
<i>Sexual orientation</i>	No	No	N/A
<i>Sex (gender)</i>	No	No	N/A

¹ (Section 149 of the Equality Act 2010)

4.2.3 Section 5 outlines the potential impacts the proposal will have on protected groups covered by the general duty, using evidence gathered through engagement, consultation and research.

5 What potential impacts will the proposed preferred option have on protected groups covered by the general duty?

5.1 Protected Group: Age

5.1.1 If the proposed preferred option is agreed, it could predominantly have an impact on the general users of the paddling pools, being children and young people under the age of 12 years old and, as such, it may also impact on their parents.

5.1.2 In particular, respondents to the consultation stated that not opening the facilities could have the impact of discouraging children and young people from playing outdoors during the summer and could have an impact on the amount of exercise they participate in.

5.1.3 Consultation respondents were also concerned that the proposed preferred option would take away opportunities for children and their families, particularly those living in socially deprived areas, to access a low-cost facility during the Summer holidays.

5.1.4 Parents who may have visited the paddling pools during summer with their children may, therefore, also be affected by the proposed option.

6 In areas where a negative impact has been identified, are there ways in which the impact can be minimised or removed?

6.1 In proposing the preferred option, Rhondda Cynon Taf Council has committed to the following principles to minimise the impact on the communities of Rhondda Cynon Taf:

- Services are as equitable as possible across Rhondda Cynon Taf;
- Proposals will result in a reasonable level of service remaining in place;
- Services will remain sustainable over the medium term (3 to 5 years);
- Services will, as far as possible, be generally better or as good as the rest of Wales;
- Services will continue to meet our statutory obligations.

6.2 Overall, the paddling pools were established to provide basic water-based recreational activities when no other facilities existed. The development of major indoor centres has led to a decrease in usage, and a number of the paddling pools are situated alongside leisure centres or schools with indoor swimming facilities. Therefore, the possible impact of the service change proposal is mitigated by the existence of other facilities nearby. (Although phase 2 proposals also contains an option to reduce levels of service provision for leisure services, a good standard of service will remain.)

6.3 In terms of providing a low cost option for children, young people and families, the Welsh Government free swimming initiative, which provides free swimming for children and young people under the age of 16 years old during the summer school holidays, mitigates the impact of this proposal on children and young people.

- 6.4 The Welsh Government also set a standard criteria that people over the age of 60 years old also enjoy free swimming, therefore, grandparents could also potentially accompany children for free during the summer break.
- 6.5 Furthermore, in Rhondda Cynon Taf, free swimming during the summer is extended to parents taking an under 16 year old. This mitigates the negative impact of the option with regards to low cost activities.
- 6.6 Some community groups may see an opportunity to take ownership of some paddling pools, with the intention of attracting grant funding to convert the area into a 'Splash' park, which would mitigate the loss of outdoor facilities for children and young people. These 'parks' are made up of water features and interactive facilities and provide a low maintenance alternative to paddling pools for children and young people to cool down during the Summer months.

7 In areas where a positive impact has been identified, in what ways can this be used to promote equality?

- 7.1 The proposed option could encourage more children, young people and families to take up free swimming initiatives. This will promote the equality of access for people in Rhondda Cynon Taf.

8. Conclusion

8.1 In line with the General Equality Duty (section 149 of the Equality Act 2010), this Equality Impact Assessment has:

- Assessed specific differential impacts that have been identified for each of the protected characteristics;
- Stated where actions can be considered to minimise or remove any potential negative impacts relating to the proposals;
- Provided opportunities, where applicable, to advance equality and good relations between different groups.

8.2 As such, this Equality Impact Assessment has provided sufficient evidence to demonstrate that due regard has been given to the 'duty' placed on the Council in this respect and, whilst the potential impact of the service change proposal on certain groups is recognised, actions to mitigate the impact have also been considered.

8.3 If a decision is taken to implement some or all of the options put forward within the proposal, implementation arrangements will need to have regard to equality planning requirements, thus ensuring any negative impacts are minimised and equality is promoted.



RHONDDA CYNON TAF COUNCIL

EQUALITY IMPACT ASSESSMENT

Phase 2: Service Change Proposals

Proposal 6: Leisure Service

14th May 2014

Equality Impact Assessment

Phase 2: Service Change Proposals Proposal 6: Leisure Service

1. Purpose of the Initiative

- 1.1 On the 22nd July 2013, Cabinet received an update on the latest projection of the Council's revenue budget position for the period to 2017/18 (financial year 2013/14 and a 4 year projection), as part of the Council's Medium Term Service Planning arrangements. This highlighted an estimated budget gap over the 4 years from 2014/15 to 2017/18 of £56M. This was subsequently updated following the receipt of the Local Government settlement as part of the Council's agreed budget strategy in February 2014, with the estimated gap rising to £63.4M.
- 1.2 The Council has a statutory obligation to set a balanced budget and, therefore, a series of proposals have been presented to Cabinet, given the need to address the medium term budget shortfall. Phase 2 is the second tranche of these proposals, containing seven options for service change in order to make savings.
- 1.3 Notwithstanding the anticipated funding reductions, the Council remains committed to its promise to continue to deliver better public services, stronger communities and social justice. Above all, the Council strives to make Rhondda Cynon Taf a safer, healthier and more prosperous place to live, work and learn.
- 1.4 The economic climate, however, means the Council must deliver this commitment within the context of reduced available funding and in order to assist in ensuring available resources and services are prioritised, any service change / service reduction or alternate service delivery proposals will be tested against the following guiding principles:
 - Services are as equitable as possible across Rhondda Cynon Taf;
 - Proposals will result in a reasonable level of service remaining in place;
 - Services will remain sustainable over the medium term (3 to 5 years);
 - Services will, as far as possible, be generally better or as good as the rest of Wales;
 - Services will continue to meet our statutory obligations.

2. The General Duty

- 2.1 Under the Equality Duty (section 149 of the Equality Act 2010), public authorities must, in the exercise of their functions, have due regard to the need to:
 - Eliminate unlawful discrimination, harassment and victimisation and other conduct prohibited by the Act.
 - Advance equality of opportunity between people who share a protected characteristic and those who do not.

- Foster good relations between people who share a protected characteristic and those who do not.

3. **Proposal 6: Leisure Service**

- 3.1 The Council currently operates eight leisure centres (five of which have swimming pools) and three stand alone 'open access' swimming pools. Figure 1 shows the Council's current provision:

Figure 1

RHONDDA	Rhondda SC, Ystrad	Leisure Centre with Pool
	Rhondda Fach SC, Tylorstown	Leisure Centre with Pool
	Bronwydd Pool, Porth	Stand Alone Pool
CYNON	Michael Sobell SC, Aberdare	Leisure Centre
	Aberdare Pool	Stand Alone Pool
	Abercynon SC	Leisure Centre with Pool
TAFF	Llantrisant LC	Leisure Centre with Pool
	Tonyrefail SC	Leisure Centre with Pool
	Hawthorn LC	Leisure Centre
	Hawthorn Pool	Stand Alone Pool
	Llantwit Fardre LC	Leisure Centre

- 3.2 The total revenue budget for the service for 2013/14 is, as follows:

Figure 2

2013/14 Revenue Budget	£'000
Gross expenditure	9,259
Income	4,247
Net Expenditure	5,012

- 3.3 There are no statutory requirements to provide leisure services, the core purpose of the service is to provide affordable opportunities for the residents of Rhondda Cynon Taf to play sport and keep fit. However, over time, the services have extended into other areas of social activity, not aligned to this e.g. health suites, soft play / bouncy castles, weddings and parties etc.
- 3.4 The proposed preferred option is to retain three core centres, plus four satellite centres with reduced provision. As the consultation document outlines, this attempts to balance retaining the best used centres and maintaining a good geographical spread.
- 3.5 The proposal, therefore, is that the following services are retained:
- Rhondda Sports Centre (core);
 - Rhondda Fach Sports Centre (satellite);
 - Michael Sobell Sports Centre & Aberdare pool (core);
 - Abercynon Sports Centre (satellite);
 - Llantrisant Leisure Centre (core);

- Tonyrefail Sports Centre (satellite);
- Hawthorn Leisure Centre (satellite).

3.6 The proposal is to close Bronwydd Pool, with the nearest alternative being Tonyrefail Sports Centre (3 miles away); close Llantwit Fadre Leisure Centre, with the nearest alternative being Hawthorn Leisure Centre (2.8 miles away) and possibly transfer Hawthorn Pool to the school.

3.7 This option would save £1.2M in a full year.

4. What evidence is there to suggest the potential impact of the proposed preferred option on protected groups?

4.1 Consultation & Engagement

4.1.1 A consultation was carried out on the Phase 2 proposals, which formally began on the 27th January 2014 and ended on the 24th February 2014. (Responses received from the announcement of the service changes on the 8th January, before the consultation period officially started were also included in the analysis of results.)

A separate consultation report on the outcomes of the consultation has been produced.

4.1.2 Open responses on Proposal 6 (specifically on the Leisure service proposal) were received from 1,413 individuals. The number of views expressed totalled 5,859.

4.1.3 A number of common themes emerged from the analysis of the responses, including:

- Health impact;
- Impact on the young;
- Accessibility issues;
- High usage;
- Loss to the community;
- Adequate services;
- Schools.

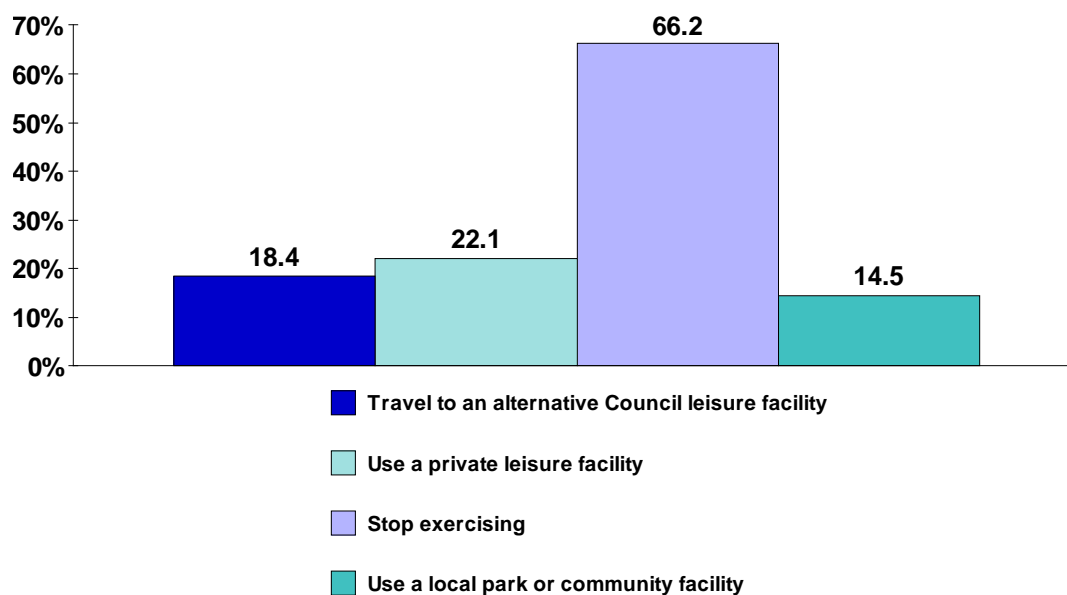
4.1.4 These general themes have been taken into account in preparing this Equality Impact Assessment.

4.1.5 There were also a number of petitions received, in opposition to closure of services. These have been considered as part of the consultation process and in considering service change options.

4.1.6 The questionnaire asked whether respondents used leisure centres. 84.4% stated they were users of the leisure service and the majority (40.4%) used the service weekly.

4.1.7 Respondents were also asked what they would do if they were a user of a leisure facility proposed for closure. Figure 3 illustrates that the majority (66.2%) said they would stop exercising:

Figure 3 - If you are a user of a leisure centre proposed for closure, would you...?



4.1.8 A question included in the consultation questionnaire (online and paper responses) asked whether respondents felt the proposals would have more of an impact on them because of a protected characteristic, with respondents able to mark more than one characteristic. The following responses were received:

	Leisure Service
Your Gender	632
Your Age	762
Your Ethnicity	71
Your Disability	204
Your Sexuality	68
Your Religion	61
Your Gender Identity	64
Your Marital status	83
Your Pregnancy	76
Your Language	64

4.1 Other evidence gathered

4.2.1 Evidence has been gathered from a number of sources, including academic research papers, statistical bulletins and local data.

4.2.2 The evidence has been used to, firstly, determine the level of relevance the proposal has to the protected groups covered by the equality duty and, secondly,

explore the potential impacts of the proposal further, having due regard to the need to promote equality and minimise any possible adverse impacts.

4.2.3 In line with feedback from consultation, and other evidence gathered, the following assessment has been taken:

Will the proposed preferred option impact on protected groups covered by the general duty?¹

Protected Group	Could this proposal impact on this group differently from others in RCT?	Could this proposal promote equal opportunities for this group?	Is the potential impact positive / negative?
<i>Age</i>	Yes	No	Negative
<i>Disability</i>	Yes	No	Negative
<i>Gender assignment</i>	No	No	N/A
<i>Marriage / civil partnership</i>	No	No	N/A
<i>Pregnancy / maternity</i>	Yes	No	Negative
<i>Race</i>	Yes	No	Negative
<i>Religion / belief</i>	Yes	No	Negative
<i>Sexual orientation</i>	No	No	N/A
<i>Sex (gender)</i>	Yes	No	Negative

4.2.4 Section 5 outlines the potential impacts the proposal will have on protected groups covered by the general duty, using evidence gathered through engagement, consultation and research.

5 What potential impacts will the proposed preferred option have on protected groups covered by the general duty?

5.1 Protected Group: Age

5.1.1 If the proposed preferred option is agreed, it will have an impact on the general population in that provision of leisure services will be different to the current model, with general issues such as reduced access to activities, resources and services.

5.1.2 Studies have found that participation in exercise and organised sport has benefits for both physical and emotional health in children and young people,² and leisure services provide a low cost opportunity for this group to take part.

5.1.3 Through consultation, residents highlighted that, in particular, closure of services may impact on children and young people. Views expressed included: hampering young people's ambitions within sport but also, affecting health and fitness:

¹ (Section 149 of the Equality Act 2010)

² See, for example, [WHO](#); [NHS Choices](#).

“Many clubs and sports teams will be affected by this proposal and again could prevent youngsters realising their ambitions of achieving sporting greatness.”

“I think these facilities are really important for the general health of the public and should be used more by local schools. To promote fitness and inspire youngsters into taking up a sport”³

5.1.4 As well as the general usage that children and young people enjoy, the services provide:

- a venue for swimming for schools;
- swimming lessons (this includes adult swimming lessons, but the majority of these are children and young people learning how to swim or improving their current skills).

5.1.5 Regular physical activity has health benefits for all age groups. In Rhondda Cynon Taf, 64% of adults report themselves as being overweight or obese and on average, 24% of people report having high blood pressure; 16% report having a respiratory illness and 14% report suffering with a mental illness.⁴ Research suggests that these are conditions that can be improved through regular physical activity and, exercise is also encouraged in older people to improve balance and co-ordination, decreasing the chance of injury.⁵ Therefore, a decrease in affordable community services that allow people a range of opportunities to exercise could impact on adults.

5.1.6 There are a number of community groups and clubs that meet regularly at the leisure centres. For example, 'Young at Heart' clubs and 'Evergreens' for people over the age of 55 years old. These groups encourage physical activity but also have a positive social benefit for older people.

5.1.7 Similarly, there are other casual bookings through the leisure centre, made in partnership through other Council services, such as care homes and foster groups. The closure of a facility they use would mean they would need to find alternative provision.

5.1.8 Through consultation, members of the public also expressed that any closure of a local facility for some of these groups would mean they have further to travel to access leisure opportunities. This could be an additional cost to them and may discourage them from using the retained centres.

5.2 Protected Group: Disability

5.2.1 Physical activity and participation in sport has been cited as having a positive impact on mental health, physical health and social wellbeing.⁶ For some people with a physical disability, taking regular exercise can be very beneficial as it can provide pain relief, improve muscle strength, mobility, and, as with other groups of the population, prevent conditions from worsening.⁷

³ Taken from Phase 2 Consultation report.

⁴ [Welsh Health Survey](#) (2013 release, 2011/12 data)

⁵ NHS Guidelines <http://www.nhs.uk/Livewell/fitness/Pages/physical-activity-guidelines-for-older-adults.aspx>

⁶ See, for example, [EFDS](#) or [WHO](#)

⁷ [English Federation of Disability Sport](#) and [Disability Research Series "Promoting the participation of people with disabilities in physical activity and sport in Ireland"](#). Fentem (1994) in Disability Research Series (pp24)

5.2.2 The social benefits of taking part in disability sport or general physical activity can be positive for people with physical, learning and sensory disabilities. The establishment of social networks, the encouragement of social integration and promotion of positive self-esteem are all outcomes of sport and physical activity participation. As a result, improved functional independence can be an outcome of taking part, as well as positive impacts on challenging behaviour.⁸

5.2.3 At present, a number of clubs aimed at people with disabilities use the Council leisure services, such as a swimming club for people with disabilities, a swimming club specifically for people with autistic spectrum disorders and a wheelchair rugby team.

5.2.4 A reduced number of services could mean that some disabled service-users would need to find alternative premises to exercise. This could displace some of the already formed social networks, which can emotionally have an impact on disabled people more than non-disabled people due to the possible disruption. Some disabled people may also find it more difficult to travel the short additional distance between centres proposed for closure and centres proposed for retention than the general population.

5.3 **Protected Group: Pregnancy / maternity**

5.3.1 Research suggests that exercise during pregnancy can be beneficial for mother and baby,⁹ and, therefore, it is recommended that women take part in regular, gentle exercise during pregnancy.

5.3.2 Additional benefits of attending exercise classes can be meeting other pregnant women or parents with young children, increasing the social wellbeing of service users.

5.3.3 At present, many of the leisure centres offer exercise classes specifically for pregnancy or mother and baby. A reduction in service provision could mean that these classes would be reduced, additional pressure could be put on retained leisure centres because existing service users would need to find alternative provision.

5.4 **Protected Group: Race**

5.4.1 Participation in sport has been demonstrated as having a positive effect on the community cohesion of an area, helping people from different backgrounds, of different race and different religion to get to know each other and understand each other's differences.¹⁰ The proposed closure of leisure services could impact on this group, due to reduced access to provision.

5.4.2 In partnership with the 'Urdd', there are Welsh language provision sports groups and coaching sessions that use the leisure service, providing an opportunity for people to live their lives through the language they choose. The potential closure of some centres could mean this provision would be reduced.

⁸ See p24 of Disability Research Series (footnote 8)

⁹ [NHS Choices](#); [Baby Centre](#)

¹⁰ See, for example, Active Communities Network ["Breaking barriers"](#), [Street Games](#).

5.5 **Protected Group: Religion / belief**

5.5.1 The proposed preferred option could impact on certain religious groups, who prefer to exercise in a women-only environment.

5.5.2 At present, women-only classes and swimming times are provided at the leisure centres in RCT. The possible reduction in service would put pressure on provision at other leisure centres, meaning that this service could be reduced. Specific religious groups would, therefore, need to find alternative provision if this was the case.

5.6 **Protected Group: Sex (gender)**

5.6.1 As stated in section 5.3 and 5.5, there are certain classes and provisions aimed at women and therefore, in this way, females could be impacted by the proposed preferred option.

6 **In areas where a negative impact has been identified, are there ways in which the impact can be minimised or removed?**

6.1 In proposing the preferred option, Rhondda Cynon Taf Council has committed to the following principles to minimise the impact on the communities of Rhondda Cynon Taf:

- Services are as equitable as possible across Rhondda Cynon Taf;
- Proposals will result in a reasonable level of service remaining in place;
- Services will remain sustainable over the medium term (3 to 5 years);
- Services will, as far as possible, be generally better or as good as the rest of Wales;
- Services will continue to meet our statutory obligations.

6.2 It is worth noting that, although the current leisure service provision provides low cost opportunities for physical exercise, many of the impacts cited in section 5 are around the effects of decreased physical activity on protected groups, rather than a loss of service provision. Low cost opportunities to take physical exercise, which are separate to leisure service provision, are widespread in Rhondda Cynon Taf. For example, a large amount of green space means there are opportunities for running, walking and cycling. There are other activities run throughout the County Borough to promote physical activity, and national campaigns such as 'Change 4 Life'¹¹ encourage the population to lead an active lifestyle, providing ideas on how to take exercise day-to-day.

6.3 Through consultation, residents feel that, the proposed preferred option will impact on the people of Rhondda Cynon Taf due to the loss of community assets. However, the leisure services proposed for retention still provide a good geographical spread and co-ordination of the leisure services will seek to ensure that a reasonable level of service remains in place.

¹¹ [Change 4 Life](#)

- 6.4 Under the proposed preferred option, core and satellite leisure facilities will still operate for specific protected groups. To mitigate the potential negative impact of a loss of dry and wet facility space, specific groups would also be supported to access alternative facilities.
- 6.5 Leisure Services are well connected with local community school, sport and commercial facilities and therefore, the preferred mitigating action to the proposed preferred option would be to move usage into core and satellite facilities but if this does not satisfy all demand, groups will be linked with community partners.
- 6.6 As part of mitigating the impact of a potential pressure on space for activity, a complete review of pool allocation could be undertaken to ensure all swimming groups such as public swimming, fitness swimming classes, swim and aquatics clubs, school swimming could all be accommodated.
- 6.7 Although the leisure service is a discretionary service, the proposed preferred option will ensure that seven centres will remain. These will continue to provide a range of leisure, sport and exercise opportunities for all groups of the population.
- 6.8 Some community groups may see an opportunity to continue using the centres proposed for closure, which could mitigate the impact. The option of running a facility that is potentially due to close is available to community groups. Advice and support is available from both the Council and Interlink (the County Voluntary Council (CVC) for Rhondda Cynon Taf) for any groups interested. The opportunity does exist to transfer assets, provided there are robust and sustainable Business Plans in place. This could include continuing to run the centres or swimming pools (potentially making it more suited towards the community within which it is situated), offering space and services to users and community groups or clubs.

7 In areas where a positive impact has been identified, in what ways can this be used to promote equality?

- 7.1 Following a decision by Cabinet, should a service change be agreed, the service will look to maximise the use and benefits to the community of the leisure services, which will continue to seek to promote equality and participation for all in sport and physical activity.

8. Conclusion

- 8.1 In line with the General Equality Duty (section 149 of the Equality Act 2010), this Equality Impact Assessment has:
- Assessed specific differential impacts that have been identified for each of the protected characteristics;
 - Stated where actions can be considered to minimise or remove any potential negative impacts relating to the proposals;
 - Provided opportunities, where applicable, to advance equality and good relations between different groups.

- 8.2 As such, this Equality Impact Assessment has provided sufficient evidence to demonstrate that due regard has been given to the 'duty' placed on the Council in this respect and that, whilst some impacts have been identified, there are ways of mitigating these through a revised programme of activity and partnership working with other organisations in respect of the Leisure Service.

- 8.3 If a decision is taken to implement some or all of the options put forward within the proposal, implementation arrangements will need to have regard to equality planning requirements, thus ensuring negative impacts are minimised equality is promoted.



RHONDDA CYNON TAF COUNCIL

EQUALITY IMPACT ASSESSMENT

Phase 2: Service Change Proposals

Proposal 7: Street lighting

14th May 2014

Equality Impact Assessment

Phase 2: Service Change Proposals Proposal 7: Street lighting

1. Purpose of the Initiative

- 1.1 On the 22nd July 2013, Cabinet received an update on the latest projection of the Council's revenue budget position for the period to 2017/18 (financial year 2013/14 and a 4 year projection), as part of the Council's Medium Term Service Planning arrangements. This highlighted an estimated budget gap over the 4 years from 2014/15 to 2017/18 of £56M. This was subsequently updated following the receipt of the Local Government settlement as part of the Council's agreed budget strategy in February 2014, with the estimated gap rising to £63.4M.
- 1.2 The Council has a statutory obligation to set a balanced budget and, therefore, a series of proposals have been presented to Cabinet, given the need to address the medium term budget shortfall. Phase 2 is the second tranche of these proposals, containing seven options for service change in order to make savings.
- 1.3 Notwithstanding the anticipated funding reductions, the Council remains committed to its promise to continue to deliver better public services, stronger communities and social justice. Above all, the Council strives to make Rhondda Cynon Taf a safer, healthier and more prosperous place to live, work and learn.
- 1.4 The economic climate, however, means the Council must deliver this commitment within the context of reduced available funding and in order to assist in ensuring available resources and services are prioritised, any service change / service reduction or alternate service delivery proposals will be tested against the following guiding principles:
 - Services are as equitable as possible across Rhondda Cynon Taf;
 - Proposals will result in a reasonable level of service remaining in place;
 - Services will remain sustainable over the medium term (3 to 5 years);
 - Services will, as far as possible, be generally better or as good as the rest of Wales;
 - Services will continue to meet our statutory obligations.

2. The General Duty

- 2.1 Under the Equality Duty (section 149 of the Equality Act 2010), public authorities must, in the exercise of their functions, have due regard to the need to:
 - Eliminate unlawful discrimination, harassment and victimisation and other conduct prohibited by the Act.
 - Advance equality of opportunity between people who share a protected characteristic and those who do not.

- Foster good relations between people who share a protected characteristic and those who do not.

3. **Proposal 7: Street lighting**

3.1 The Council currently provides approximately 28,500 streetlights which can be summarised as follows:

Figure 1

Location	No. of lights
Non-residential areas e.g. car parks, by-passes, industrial estates, cycle ways, footpaths etc.	2,372
Sensitive areas e.g. town centres*, junctions etc.	1,913
Residential areas e.g. villages, towns, housing estates etc.	24,215
Total	28,500

* Town centres: Porth, Tonypany, Treorchy, Treherbert, Aberdare, Mountain Ash, Pontypridd, Talbot Green.

3.2 There is no statutory basis to the service, albeit once provided, the Council has a duty to maintain the infrastructure in a safe condition.

3.3 The associated legislation governs the Council, as follows:

- The Highways Act empowers local authorities to light roads but does not place a duty to do so;
- The Council has a duty of care to road users and has an obligation to light obstructions on the highway;
- The Council has a statutory duty under the Highways Act to ensure the safety of the highway and this includes any lighting equipment placed on the highway;
- The Electricity at Work Regulations impose a duty on owners and operators of electrical equipment to ensure its safety.

3.4 The Council's current provision is compliant with the British Standards Institution Code of Best Practice for Street Lighting in force at the time of the relevant design.

3.5 The current annual revenue running costs are as follows:

Figure 2

Cost	2013/14 Budget £'000
Energy (incl traffic signals)	1,314
Maintenance	850
Capital Financing	90
Electrical & Structural Testing	72
Festive Lighting	25
Total	2,351

- 3.6 From April 2014, the Carbon Reduction Commitment Energy Efficiency Scheme (the 'carbon tax') will also apply to street lighting, with significant future increases predicted.
- 3.7 The current portfolio of street lighting is a mix of Light-Emitting Diode (LED), dimmed and non-dimmed ('normal') lighting units which has evolved over time in line with replacement activity and investment, where necessary. This, in itself, is inequitable across the Borough.
- 3.8 The proposed preferred option would result in all streetlights remaining in-light during times of peak road usage, with some being switched off between the hours of midnight and 5am. This would result in:
- a) part night lighting of all streetlights in non residential areas;
 - b) part night lighting of alternate streetlights in residential areas;
 - c) maintenance of lighting in potentially sensitive areas, but reviewing the level of provision and implementing alternate options between midnight and 5am where feasible.
- 3.9 In evaluating the options for change, survey work was undertaken to consider the location and equipment installed and its suitability for part night lighting. It is not possible to part night enable a light which has dimming control equipment. Therefore, as part of the implementation of the above strategy, an opportunity would be taken to maximise the reuse of existing dimmed equipment elsewhere, providing more equitable provision.
- 3.10 Implementation of the preferred service change option would save £0.3M (net of the cost of implementing) in a full year of savings.
- 3.11 This equality impact assessment considers the potential impact on protected groups of the proposed preferred option for service change.

4. What evidence is there to suggest the potential impact of the proposed preferred option on protected groups?

4.1 Consultation & Engagement

- 4.1.1 A public consultation was carried out on the Phase 2 proposals, formally beginning on the 27th January 2014 and ending on the 24th February 2014. (Responses received from the announcement of the service changes on the 8th January, before the consultation period officially started, were also included in the analysis of results.)
- 4.1.2 A separate consultation report on the outcomes of the consultation has been produced.
- 4.1.3 Open responses on Proposal 7 (specifically on Street lighting) were received from 283 individuals. The number of views expressed totalled 653.

4.1.4 Of those who clearly expressed agreement or disagreement, 119 agreed, 110 disagreed. Common themes arising from analysis of the consultation included:

- Increase in crime;
- Safety issues;
- Road traffic accidents;
- Personal injuries.

4.1.5 These themes have been taken into account in preparing this Equality Impact Assessment.

4.1.6 A question included in the consultation questionnaire (online and paper responses) asked whether respondents felt the proposals would have more of an impact on them because of a protected characteristic, with respondents able to mark more than one characteristic. The following responses were received:

	Street lighting
Your Gender	117
Your Age	163
Your Ethnicity	23
Your Disability	65
Your Sexuality	22
Your Religion	18
Your Gender Identity	21
Your Marital status	22
Your Pregnancy	21
Your Language	18

4.2 **Other evidence gathered**

4.2.1 Evidence has been gathered from a number of sources, including academic research papers, statistical bulletins and local data.

4.2.2 The evidence has been used to, firstly, determine the level of relevance the proposal has to the protected groups covered by the equality duty and, secondly, explore the potential impacts of the proposal further, having due regard to the need to promote equality and minimise any possible adverse impacts.

4.2.3 In line with feedback from consultation, and other evidence gathered, the following assessment has been taken:

Will the proposed preferred option impact on protected groups covered by the general duty?¹

Protected Group	Could this proposal impact on this group differently from others in RCT?	Could this proposal promote equal opportunities for this group?	Is the potential impact positive / negative?
<i>Age</i>	Yes	No	Positive & Negative
<i>Disability</i>	Yes	No	Positive & Negative
<i>Gender assignment</i>	Yes	No	Positive & Negative
<i>Marriage / civil partnership</i>	No	No	N/A
<i>Pregnancy / maternity</i>	No	No	N/A
<i>Race</i>	Yes	No	Positive & Negative
<i>Religion / belief</i>	No	No	N/A
<i>Sexual orientation</i>	Yes	No	Positive & Negative
<i>Sex (gender)</i>	Yes	No	Positive & Negative

4.2.4 Section 5 outlines the potential impacts the proposal will have on protected groups covered by the general duty, using evidence gathered through engagement, consultation and research.

5. What potential impacts will the proposed preferred option have on protected groups covered by the general duty?

5.1 Protected Groups

5.1.1 It can be assumed that the majority of the population will be at home and asleep, during the hours proposed for part night lighting, and therefore, the majority of the population will be unaffected by the service change.

5.1.2 The proposed preferred option could impact on the minority of the population, i.e. people who are active outdoors between the hours of midnight and 5am, as this is when the part night lighting of street lights will come into effect.

5.1.3 This could include people in town centres with high late night footfall, but town centres are included within the sensitive areas, where street lighting will be maintained.

¹ (Section 149 of the Equality Act 2010)

5.1.4 This will also include night workers, for example, those who work in caring or nursing roles, taxi drivers, takeaway restaurant staff, who will have certain protected characteristics e.g. male and female workers, black and ethnic minority workers, disabled workers. Such residents may be walking or travelling through non-residential and residential areas during the hours between 12am and 5am.

5.1.5 The consultation responses identified that residents are concerned that a part night lighting scheme would affect these groups of the population more than others, due to safety concerns:

“Street lighting is essential for safety and security reasons especially for the elderly/young and vulnerable”

“... there is a perception that it will increase insecurity among older members of the community. Feeling safe is as important as being safe”

“People (again, women, elderly etc) will be deterred from leaving their homes because of the fear of walking alone in such dimly-lit places”²

5.1.6 Although there is little difference between most groups of the population and the levels of crime they experience, research suggests that certain protected groups have a higher fear of crime. Women, generally, are more fearful to go out alone after dark than men. Older people are less likely to be victims of crime than other groups, but have a similar level of fear to the rest of the population.³

5.1.7 The British Crime Survey indicated that Black & Minority Ethnic (BME) groups are more likely to experience crime than white people,⁴ with crimes against the person higher amongst BME groups than white people. This group is also more likely to fear crime.

5.1.8 These population groups are likely to be impacted by the service change proposal if they are fearful of crime and being out alone after dark, and specifically, during the hours of 12am and 5am.

5.1.9 The consultation also raised concerns around the effectiveness of CCTV cameras if streetlights are part night lit.

6. In areas where a negative impact has been identified, are there ways in which the impact can be minimised or removed?

6.1 In proposing the preferred option, Rhondda Cynon Taf Council has committed to the following principles to minimise the impact on the communities of Rhondda Cynon Taf:

- Services are as equitable as possible across Rhondda Cynon Taf;
- Proposals will result in a reasonable level of service remaining in place;
- Services will remain sustainable over the medium term (3 to 5 years);
- Services will, as far as possible, be generally better or as good as the rest of Wales;

² Taken from the Consultation Report for Phase 2 proposals.

³ Chivite-Matthews and Maggs (2002) in [Beatty et al. \(2005\)](#)

⁴ Salisbury and Upson (2004) in Beatty et al. (2005)

- Services will continue to meet our statutory obligations.
- 6.2 The proposed preferred option continues to be above the statutory obligations of the Council, providing an excellent coverage of street lighting during the hours outside of 12am and 5am, and a good coverage during part night lighting hours.
- 6.3 It can be assumed that the majority of the population will be at home and asleep during the hours proposed for part night lighting, and therefore, the majority of the population will be unaffected by the service change.
- 6.4 Although the key theme emerging from the consultation responses is around crime, there is evidence to suggest that crime has actually decreased in areas where part night lighting has been introduced. The same service change in Bristol found that burglary has fallen by up to 50% in some areas compared to the previous year. And in Hertfordshire, evaluation of a similar service change found that overall crime had decreased by 6%.⁵
- 6.5 In mitigating any issues of safety, lighting will remain throughout the night in areas of sensitivity e.g. town centres and junctions.
- 6.6 The possible service change will be subject to evaluation and, in special circumstances, areas can be upgraded to a 'sensitive area', if it is considered a danger to implement part night lighting.
- 6.7 With regards to CCTV cameras, full lighting will remain in areas of sensitivity e.g. town centres, where the majority of CCTV is concentrated. Full assessments of lighting are also made before a camera is deployed. Should the proposed service change be implemented, officers will assess the current cameras for effectiveness. If cameras have become less effective due to streetlights being part night lit, options can be explored to either re-light the streetlight between the hours of 12am and 5am or employ a 'predator camera', which shines a beam of light on to the area it is filming.
- 6.8 If implemented, the proposed service change will be communicated to partner organisations, such as South Wales Police, and crime rates will be monitored. Efforts will continue to be made to support the level of importance that residents afford to community safety in Rhondda Cynon Taf.

7. In areas where a positive impact has been identified, in what ways can this be used to promote equality?

- 7.1 As above, studies have evidenced that where part night lighting has been introduced it has not had any adverse impact on levels of crime. In the studies examined, crime levels have reduced. Communicating this would have a potential positive impact on protected groups and their fear of crime.

⁵ See, for example, Bristol (<http://www.bristolpost.co.uk/Burglars-afraid-dark-Crime-falls-Bristol-street/story-13952633-detail/story.html>) or Hertfordshire <http://www.threerivers.gov.uk/Default.aspx/Web/Partnightlightinghasnoimpactoncrime>

8. **Conclusion**

- 8.1 In line with the General Equality Duty (section 149 of the Equality Act 2010), this Equality Impact Assessment has:
- Assessed specific differential impacts that have been identified for each of the protected characteristics;
 - Stated where actions can be considered to minimise or remove any potential negative impacts relating to the proposals;
 - Provided opportunities, where applicable, to advance equality and good relations between different groups.
- 8.2 As such, this Equality Impact Assessment has provided sufficient evidence to demonstrate that due regard has been given to the 'duty' placed on the Council in this respect and, whilst some impact has been identified, mitigating actions will also be taken to minimise any impact on protected groups.
- 8.3 If a decision is taken to implement some or all of the options put forward within the proposal, implementation arrangements will need to have regard to equality planning requirements, thus ensuring any negative impacts are minimised and equality is promoted.

Appendix B



RHONDDA CYNON TAF

RHONDDA CYNON TAF COUNTY BOROUGH COUNCIL

RECORD OF DECISIONS OF THE EXECUTIVE

DECISION MADE BY: Cabinet DATE DECISION MADE: 14th May, 2014

Agenda Item 1

SUBJECT:

Medium Term Service Planning – Service Change Proposals
Phase 2

Cabinet Members Present County Borough Councillors:

P.Cannon (Chairman), R.Bevan, (Mrs.)A.Davies, M.Forey,
(Mrs.)E.Hanagan, C.Middle, A.Morgan, M.Webber and C.J.Willis

Apology for Absence County Borough Councillor:

A.Christopher

In Attendance County Borough Councillors:

T.Bates, A.Calvert, S.Carter, W.J.David, A.L.Davies MBE, P.Howe,
P.Griffiths, P.Jarman, R.Lewis, B.Morgan, S.Pickering, M.J.Powell,
A.Roberts, R.W.Smith, G.Stacey, B.Stephens, R.K.Turner,
L.G.Walker, P.Wasley, M.J.Watts, M.Weaver, D.Weeks,
C.J.Williams and R.Yeo

Note: In the absence of the Chair, County Borough Councillor A.Christopher the Vice-Chair, County Borough Councillor P.Cannon took the Chair.

1. DECISION MADE:

Agreed –

1. In respect of **Adult Social Care** as detailed in paragraph 5 of the report at appendix 1 the proposal be adopted as detailed in the report.
2. In respect of the proposal relating to the **Heritage Service** as detailed in paragraph 6 of the report at appendix 1 the proposal be adopted as detailed in the report.
3. In respect of the proposal relating to the **Arts and Culture Service** as detailed in paragraph 7 of the report at appendix 1 the proposal be adopted as detailed in the report.
4. In respect of the proposal relating to **Supported Bus Routes** as detailed in paragraph 8 of the report at appendix 1 be adopted as detailed in the report.
5. In respect of the proposal relating to **Paddling Pools** as detailed in paragraph 9 of the report at appendix 1 be adopted as detailed in the report.
6. In respect of the proposal relating to **Leisure Services** as detailed in paragraph 10 of the report at appendix 1 be deferred for a further indepth review and the findings therefrom together with further options in relation to this service be presented to a future meeting of the Cabinet.
7. In respect of the proposal relating to **Street Lighting** as detailed in paragraph 11 of the report at appendix 1 be adopted as detailed in the report.

Note: Following the observations made by the Group Director, Corporate Services whilst presenting the report of the Corporate Management Team and the comments of the respective Cabinet Members, the following Members and one member of the public made comments on the proposals:-

- Adult Social Care Charges – County Borough Councillors P.Jarman, M.J.Powell and P.Wasley.
- Heritage Service – Mr.D.Davies (from Save Cynon Valley Museum), County Borough Councillors P.Jarman and M.J.Powell.
- Arts and Culture – County Borough Councillors P.Jarman, M.J.Powell and P.Howe.
- Supported Bus Routes – County Borough Councillor P.Jarman.
- Paddling Pools – County Borough Councillor M.Weaver.
- Leisure Services – County Borough Councillors M.Weaver, P.Jarman, L.G.Walker and M.Powell.
- Street Lighting – County Borough Councillor P.Jarman.

2. REASON FOR THE DECISION BEING MADE:

- The need to consider service change proposals required as part of the Council's medium Term Service Planning arrangement, specifically in the context of the need to reduce spend and enable the Council to set a balanced budget into the medium term.
- The need for Cabinet to consider the results of the comprehensive consultation exercise that ended on the 24th February, 2014 and the Equality Impact Assessments completed for each proposal.

3. CONSULTATION UNDERTAKEN PRIOR TO DECISION BEING MADE:

- Report to Cabinet – 8th January, 2014 resulting in a comprehensive consultation exercise ending on the 24th February, 2014.

4. PERSONAL INTERESTS DECLARED:

N/A

5. DISPENSATION TO SPEAK (AS GRANTED BY STANDARDS COMMITTEE):

N/A

6. (a) IS THE DECISION URGENT AND NOT TO BE THE SUBJECT OF ANY CALL-IN BY THE OVERVIEW AND SCRUTINY COMMITTEE:

YES NO

Note: This decision will not come into force and may not be implemented until the expiry of 5 clear working days after its publication i.e. **Friday, 23rd May, 2014** to enable it to be the subject to the Call-In Procedure in Rule 17.1 of the Overview and Scrutiny Procedure Rules.

6. (b) IF YES, REASONS WHY IN THE OPINION OF THE DECISION-MAKER THE DECISION IS URGENT:

N/A

6. (c) SIGNATURE OF MAYOR OR DEPUTY MAYOR OR HEAD OF PAID SERVICE CONFIRMING AGREEMENT THAT THE PROPOSED DECISION IS REASONABLE IN ALL THE CIRCUMSTANCES FOR IT BEING TREATED AS A MATTER OF URGENCY, IN ACCORDANCE WITH THE OVERVIEW AND SCRUTINY PROCEDURE RULE 17.2:

N/A

.....
(Mayor)

.....
(Dated)



.....
(Proper Officer)

15th May, 2014

.....
(Dated)

Appendix C

17. Call-In

17.1 Rules

- (a) Where a decision is made by the Cabinet, an individual Member of the Cabinet or a Committee of the Cabinet or an Area Committee or under joint arrangements, the decision shall be published by the Proper Officer, including where possible by electronic means, and shall be available at the main offices of the Council normally within 2 clear working days of it being made. All Members of the Overview and Scrutiny Committee and Service Scrutiny Committees will be sent copies of the records of all such decisions within the same time scale, by the person responsible for publishing the decision.
- (b) That notice will bear the date on which it is published and will specify that the decision will come into force and may then be implemented, on the expiry of 5 clear working days after the publication of the decision, unless the Overview and Scrutiny Committee or Service Scrutiny Committees objects to it and calls it in for review.
- (c) During that period the Monitoring Officer shall call-in a decision for scrutiny by the Overview and Scrutiny Committee or Service Scrutiny Committee if so requested in the specified format by any 3 Scrutiny Members and, shall then notify the decision taker of the call-in. He/she shall convene a meeting of the Overview and Scrutiny Committee or relevant Service Scrutiny Committee on such a date as he/she may determine, where possible after consultation with the Chairman or Vice-Chairman of the Overview and Scrutiny Committee or relevant Service Scrutiny Committee, and in any case the meeting will be held within 5 clear working days of the decision to call-in (only in exceptional circumstances will the Chairman of the Overview and Scrutiny Committee or relevant Service Scrutiny Committee consider extending this time limit).
- (d) As soon as the Chair of the Overview and Scrutiny or Service Scrutiny Committee signs a call-in form he/she shall cease to be the Chair for all purposes for the duration of the call-in process. If this situation arises then for the purposes of these Overview and Scrutiny Procedure rules references to 'Chair' of the Overview and Scrutiny Committee or Service Scrutiny Committee should be read as a reference to the 'Vice-Chair' of that Overview and Scrutiny Committee or Service Scrutiny Committee.
- (e) If, having considered the decision, the Overview and Scrutiny Committee or relevant Service Scrutiny Committee is still concerned about it, then it may refer it back to the decision making body for reconsideration, setting out in writing the nature of its concerns or refer the matter to full Council. If referred to the decision maker they shall then reconsider within a further 5 clear working days, amending the decision or not,

before adopting a final decision.

- (f) If following an objection to the decision, the Overview and Scrutiny Committee or relevant Service Scrutiny Committee does not meet within the period set out above, or does meet but does not refer the matter back to the decision making person or body, the decision shall take effect on the date of the Overview and Scrutiny Committee or relevant Service Scrutiny Committee meeting, or the expiry of that further 5 clear working day period, whichever is the earlier.
- (g) If the matter was referred to full Council and the Council does not object to a decision which has been made, then no further action is necessary and the decision will be effective in accordance with the provision below. However, if the Council does object, the Council will refer any decisions to which it objects back to the decision making person or body, together with the Council's views on the decision. That decision making body or person shall choose whether to amend the decision or not before reaching a final decision and implementing it. Where the decision was taken by the Cabinet as a whole, or a Committee of it, a meeting will be convened to reconsider within 5 clear working days of the Council's request. Where the decision was made by an individual, the individual will reconsider within 5 clear working days of the Council's request.
- (h) If the Council does not meet, or if it does but does not refer the decision back to the decision making body or person, the decision will become effective on the date of the Council meeting or expiry of the period in which the Council meeting should have been held, whichever is earlier.
- (i) In order to ensure the call-in is not abused, nor causes unreasonable delay, certain limitations are to be placed on its use. These are:
 - (i) the Overview and Scrutiny Committee and each of the Service Scrutiny Committees may only call-in a total of 3 decisions per 2 month period;
 - (ii) any 3 Scrutiny Members (from at least 2 political groups) are needed for a decision to be called in;
 - (iii) once a Member has signed a request for call-in under paragraph 17 (call-in) above, he/she may not do so again until the period of 2 months has expired.
 - (iv) No Education Co-opted Members may report a decision be called in.
- (j) The Monitoring Officer may veto any request for call-in if it falls outside the remit of this scheme.
- (k) Save in exceptional circumstances all Members requesting a matter be called in must attend the meeting at which the matter

is being considered.

17.1A Reference to a 'clear working day' in these Overview and Scrutiny procedure rules is defined as the following:-

A complete period of 24 hours (excluding weekends and Bank Holidays), beginning and ending at midnight on the day in question.

Therefore, by way of example, for the purposes of these call-in rules it shall exclude the day on which the relevant Cabinet decision notice is published and the day on which the call-in meeting is held.

17.2 **Call-In and Urgency**

- (a) The call-in procedure set out above shall not apply where the decision being taken by the Cabinet is urgent. A decision will be urgent if any delay likely to be caused by the call-in process would, for example, seriously prejudice the Council's or other public interests. The record of the decision, and notice by which it is made public, shall state whether in the opinion of the decision making person or body, the decision is an urgent one, and therefore not subject to call-in. The Mayor must agree both that the decision proposed is reasonable in all the circumstances and to it being treated as a matter of urgency. In the absence of the Mayor and the Deputy Mayor's consent shall be required. In the absence of both, the Head of Paid Service or his/her nominee's consent should be required. Decisions taken as a matter of urgency must be reported at the next available meeting of the Council, together with the reasons for urgency.
- (b) The operation of the provisions relating to call-in and urgency shall be monitored annually and a report submitted to Council with proposals for review if necessary.

Appendix D

**RHONDDA CYNON TAF COUNTY BOROUGH COUNCIL
OVERVIEW AND SCRUTINY PROCEDURE RULES – RULE 17**

SCRUTINY CALL IN FORM

THIS FORM MUST:

- (A) BE SIGNED BY AT LEAST THREE MEMBERS OF THE SCRUTINY COMMITTEE FROM AT LEAST TWO DIFFERENT POLITICAL GROUPS
- (B) BE DELIVERED TO PJ LUCAS, THE MONITORING OFFICER, THE PAVILIONS, CAMBRIAN PARK, CLYDACH VALE, CF40 2XX OR SENT BY FAX TO (01443) 424114 WITHIN THE TIMESCALE NOTIFIED WITHIN THE CONSTITUTION

DETAILS OF DECISION

Decision of Cabinet/Cabinet Member/Other (Please delete as appropriate)

Date of Publication of decision: 15th MAY 2014

Subject of Decision: Medium Term Service Planning - Service Change Proposals Phase 2.

Decision Called in (Please quote from the record of decision)

In respect of the proposal relating to the Heritage Service as detailed in paragraph 6 of the report at appendix 1 the proposal be adopted as detailed in the report

Reason for calling in decision		
<u>Loss of accredited Museum Loss of venue used by School children to support KS1 and 2 Curriculum Loss of Heritage Centre in Llyn Valley Reduced capacity to continue delivering the wider heritage service. Loss of specialist storage space for artefacts.</u>		
Names	Signature	Group
<u>Coun. Pauline Jarman</u>	<u>P Jarman</u>	<u>Plaid Cymru</u>
<u>COUN LYNDON WALKER</u>	<u>L Walker</u>	<u>Independent</u>
<u>COUN GREG PEARCE</u>	<u>G Pearce</u>	<u>Plaid Cymru</u>

Date: 21st May 2014

For Office use only by the Monitoring Officer

Date & Time of Receipt: 21st May Officer Receiving: Pave Lucas

To be submitted to Scrutiny Committee.....

Decision of Scrutiny Committee.....