

RHONDDA CYNON TAF COUNTY BOROUGH COUNCIL

MUNICIPAL YEAR 2019 - 2020

**CHILDREN AND YOUNG PEOPLE
SCRUTINY COMMITTEE**

Agenda Item No. 5

Date: 22ND JANUARY 2020

**REPORT OF:
DIRECTOR OF EDUCATION AND
INCLUSION SERVICES**

**PERCEPTION SURVEY OUTCOMES OF
THE BAND A 21ST CENTURY SCHOOLS
INVESTMENT PROGRAMME**

**Author: - Andrea Richards, Head of 21st Century Schools
(Tel No: 01443 744062)**

1. PURPOSE OF REPORT

- 1.1 As requested by Children and Young People Scrutiny Committee on December 19th 2018, this report provides information on a recently completed perception survey undertaken in the new all through schools created as part of the Band A 21st Century Schools and Education Programme a year into operation.

2. RECOMMENDATIONS

It is recommended that Committee Members:

- 2.1 Scrutinise and provide comment on the perception survey outcomes as informed by the evaluation and monitoring exercise recently carried out for the new all through schools created as a part of the Band A 21st Century Schools and Education Programme.

3. REASONS FOR RECOMMENDATIONS

- 3.1 To provide the opportunity for Scrutiny Committee to comment upon the progress achieved through the delivery of the Band A 21st Century Schools and Education Programme, specifically the perceived impact of a range of stakeholders on the benefits of this investment on a range of measures including:
- Educational Outcomes;
 - Educational Provision;
 - Leadership and Management.

3.2 Scrutiny will recall that as part of the statutory consultation process for the Rhondda Valley and Tonyrefail school reorganisation proposals, a consultation document was shared with all relevant stakeholders. The proposed benefits of the proposals, as listed above, were outlined in the consultation document and these have been used as the basis for the evaluation.

4. BACKGROUND TO THE REPORT

4.1 The £173m investment through the Band A 21st Century Schools and Education Programme has delivered significantly improved learning environments and opportunities for learners. In addition to this, the Band A programme has removed over 3,600 surplus places; reduced the carbon footprint of RCT's schools; increased participation in sporting activities on the new 3G pitches; increased leisure facility usage as reflected in Junior More card memberships; delivered innovative STEM projects, and created apprenticeships and work based programmes during the construction phase of the new school facilities.

4.2 On the 19th December 2018 RCT's Director of Communications & Interim Head of Democratic Services provided a report to the Children and Young People Scrutiny Committee to invite them to engage in the formal consultation process for the Band B 21st Century Schools Modernisation Proposals for the Cynon Valley and Greater Pontypridd areas.

4.3 Scrutiny will be aware that at the meeting of Children and Young People Scrutiny Committee in December 2018 it was requested that a report evaluating the progress of the new schools created as a part of the Band A 21st Century Schools and Education Programme be brought back to Scrutiny for comment.

4.4 Scrutiny members will be aware that it was agreed that this report would be presented to Scrutiny following a full year of operation of the new schools created by the Rhondda Valley and Tonyrefail school reorganisation, allowing them an opportunity to settle in. The management of change process that the schools have undergone has been intensive and the organisational changes implemented extensive. In light of this, it was felt that time was needed to create a new and shared school vision and culture; a highly effective workforce; and robust policies and procedures consistently implemented so that learners had the best chance of achieving success.

4.5 The Committee Chair accepted that while these schools had been provided with first class facilities, it was too soon to receive outcome data. Subsequently, the Committee resolved to receive a progress report in 12 months' time to see how the new Band A schools were progressing. The Committee also resolved that learners and staff of these schools should be invited to contribute to the evaluation process.

4.6 As a result, the Council has undertaken an initial perception survey of learners, staff, governors, parents and carers of the new all through schools

created by the Rhondda Valley and Tonyrefail school reorganisation, delivered under Band A of the 21st Century Schools and Education Programme. The all through schools consulted were:

- Tonyrefail Community School;
- Porth Community School;
- Ysgol Nantgwyn.

- 4.7 The investment in these schools amounted to circa £80M and involved an ambitious proposal to reorganise education in the Rhondda Valley and Tonyrefail by creating three new 'all through' schools.
- 4.8 The surveys were written in partnership with officers from RCT's Education and Inclusion Services and the headteachers of the schools were actively involved in the consultation. This ensured that the questionnaires were co-constructed in partnership with schools.
- 4.9 It was unilaterally agreed that an online survey would be more manageable for the schools to implement, as electronic consultation would ensure the timely collation of responses and the effective analysis of data. This process was managed by RCT's Corporate Policy team. Copies of the surveys used for the consultation are attached in Appendix A.

5. PERCEPTION SURVEY

- 5.1 In order to protect the right of respondents to their privacy and in accordance with the consultation privacy policy, individual responses cannot be reported on. Data has been anonymised, and only overarching trends and findings from the consultation are reported on.
- 5.2 The surveys were sent out to schools on Wednesday 20th November 2019 and were available for 4 weeks. A total of 1,022 surveys were returned by respondents across the 3 all through schools involved in this consultation. The response figures for the different groups involved vary considerably, with surveys returned by 638 learners, 137 staff, 17 governors and 230 parents/carers.
- 5.3 Surveys provided a focus on educational outcomes (standards, wellbeing, transition); educational provision (learning experiences, learning environment); and leadership and management (training, leadership, partnership). The structure of the surveys is based on Welsh Government evaluation guidance for completed 21st Century Schools projects. Specific post occupancy surveys, which will largely focus on the new environments created using 21st Century Schools funding, will be conducted as a separate exercise and will comprise focus groups of learners and staff. These results will be reported to Welsh Government in compliance with the funding terms and conditions.
- 5.4 These areas of educational outcomes, educational provision, and leadership and management are deemed by Welsh Government and Estyn to be appropriate benchmarks of school performance. The survey results are

presented below in the form of the average positive response rates across the schools surveyed, with no individual school data reported.

- 5.5 The Education Amendments relating to Teacher Assessment Information Wales Regulation 2018 highlights that teacher assessments can be used for information purposes but not for school accountability purposes. In view of this teacher assessment data below the national level will be removed from all publication and available data sources. In addition to the Welsh Government, WLGA and Estyn have also expressed the view that it is counterproductive for schools to be placed under disproportionate pressure on the basis of individual performance measures when discharging its statutory duties when reporting on school performance. As the surveys published within this report could be considered to be evaluating school performance, caution needs to be exercised and only headline data reported, with some analysis of the most and least positive responses.
- 5.6 Where cumulative positive responses to questions are above 70% the question has been marked as green, where 50-69% of responses were positive, the question has been marked as amber, and where less than 50% of responses were positive, questions have been marked as red. The average responses quoted related to the respondents either strongly agreeing or agreeing with the statement.
- 5.7 The results of the surveys will be discussed with the headteachers of the individual schools. Where responses have highlighted a cause for concern and marked as red, senior local authority officers will provide further forums to explore these issues in greater depth with relevant stakeholders, including school leaders.
- 5.8 All respondents were given the opportunity to make additional comments as a part of the consultation exercise. These comments are not reported in this report in full as many respondents referred to their specific school or to school staff and learners by name. In order to comply with data protection legislation, only common themes are reported.

6. LEARNER SURVEY OUTCOMES

6.1 Table 1 details learner survey outcomes.

Table 1 – Response Rates to Learner Surveys	
Questions	Average
Educational Outcomes	
I like my school	78%
I feel safe in school	82%
If I am worried or upset at school I know who can help	81%
I know how my teachers expect me to behave in school	93%
I know that I need to attend school every day	94%
(Lower & Middle) Older children help me in school	45%
(Yrs 5-6) I have been able to use the classrooms and P.E. spaces in the upper school	73%
(Yrs 7-8) I took part in many transition activities before I started in year 7	88%
(Upper school) I know about all of the opportunities available to me when I leave school	59%
Educational Provision	
Teachers and other adults in my school give me interesting work	73%
Teachers and other adults in my school help me to learn well and to make good progress	88%
(Yrs 12-13) I was able to choose from a wide range of curriculum options for my A levels/post 16 provision	87%
My friends and I use the school facilities before and after school	59%
(Middle/Upper) The new school facilities support my learning, health and wellbeing	76%
(Lower) The learning spaces are good in my school	91%
(Lower) The outdoor play and P.E. spaces are good in my school	90%
The improvements to my school buildings make it a nice place to be	72%
My new school canteen is a nice place to eat and relax in	69%
I like the toilets in my school	33%

Red – 0-49%
Amber – 50-69%
Green – 70-100%

- 6.2 The learner survey results show that learners are largely positive about their schools across both sections of the surveys. Some questions were specific to particular age groups in order to only capture responses from learners with specific experiences. For instance, only year 7 and 8 learners were asked about transition arrangements as it is only these age groups which have experienced the transition programme since the opening of the new all through schools.
- 6.3 131 learners made use of the space at the end of the survey to make additional comments. The recurring themes of these comments are summarised below:
- Learners commented that they like their school and/or receive good help and support from their teachers;
 - Learners also made negative comments regarding the cleanliness and day-to-day maintenance of the school toilets.
- 6.4 These results indicate that more work needs to be undertaken to understand levels of interaction between learners across phases in the different schools in order to ensure that positive relationships are being developed between them.
- 6.5 In regard to learner responses concerning school toilets, this is in part due to some of the toilets in the schools surveyed not being replaced or refurbished as part of the school reorganisation. This issue will be explored further with individual schools in the post occupancy surveys. Furthermore, as a part of the planned Education Capital Programme for 2020, there is a commitment to ensure that all existing toilets in the new schools will be remodelled to 21st Century School standards.
- 6.6 Some comments focused on the maintenance and cleanliness of the school toilets, with one school receiving a disproportionate number of comments relating to this issue. This is a management issue that senior officers in the 21st Century Schools team will raise with the schools on an individual basis in order to ensure that toilet facilities are managed more effectively in the future. Termly inspections of the toilets will be carried out at the three schools going forward to ensure that cleanliness standards are not only improved but also sustained.
- 6.7 Although 59% of upper school learners agreed that they know about all of the opportunities available to them when they leave school, RCTCBC is already seeking to improve the quality of careers advice for learners. All 22 secondary schools are taking part in The Gatsby Good Career pilot which is being delivered by RCT Employment Education and Training Team in collaboration with the Welsh Government with all schools now having a designated Career Leader. The pilot is having a very positive impact on many schools.
- 6.8 59% of learners responded positively when asked whether they use school facilities outside of school hours. However, there appears to be a need to further promote the community use of facilities through a collaborative approach involving schools and RCT's Youth Engagement and Participation Service.

6.9 Making assets available for community use where demand exists is a funding priority of the Welsh Government Band B 21st Century Schools and Colleges Programme. RCTCBC's Education and Inclusion Services will seek to realise and maximise this aspect in all future projects.

7. STAFF SURVEYS

7.1 Table 2 details the staff survey outcomes.

Table 2 – Response Rates to Staff Surveys	
Question	Average
Educational Outcomes	
The improved school facilities have had a positive impact on the school culture and ethos	73%
There is a well-defined and consistently applied wellbeing policy across the school	79%
There are clear policies and procedures in place regarding behaviour and attendance	89%
The school develops effective relationships with parents and carers	79%
The school provides effective and timely support for vulnerable learners	82%
The school has a proactive transition programme across all phases	86%
Educational Provision	
The investment in the school has made it well placed to develop the new curriculum and to provide high quality teaching and learning	76%
(Tonyrefail) The creation of a larger sixth form at the school has improved the breadth and depth of the curriculum on offer	81%
The all through school provides enhanced opportunities for developing cross phase pedagogy and professional learning	80%
The new school facilities provide enhanced opportunities for children's learning experiences	72%
Leadership and Management	
The all through school provides more opportunities for leadership career progression	57%
The all through school provides enhanced opportunities for professional development	64%
The school has adapted effectively to change over the last 12 months and has revised policies, practices and procedures accordingly	78%

Red – 0-49%
Amber – 50-69%
Green – 70-100%

7.2 A total of 23 members of staff made use of the space provided at the end of the survey to make additional comments. The recurring themes of these comments are summarised below:

- A recurring theme was that the all through school model has significant potential.
- There was a mixed response to the ICT provision at the schools.

7.3 These results show that we need to continue to encourage staff to take the professional development opportunities available to them. This issue will be further raised with the individual school leadership teams and a solution will be sought which ensures that staff feel sufficiently supported to seek out new professional development and leadership opportunities available in the all through schools. Additionally, the Council will continue to fund the middle leadership management courses which continues to have exceptionally high attendance levels.

8. **PARENT/CARER SURVEY OUTCOMES**

8.1 Table 3 details response rates to the parent/carer surveys.

Table 3 – Response Rates to Parent/Carer Surveys	
Questions	Average
Educational Outcomes	
I am happy that my child attends this school	76%
My child likes their school	82%
My child is safe in school	85%
The School works with parents to achieve what is best for children	69%
I understand the school behaviour policy	82%
I understand the school attendance policy	94%
(Yr7)) I was satisfied with the transition programme when my child entered year 7	88%
(Yrs 11-13) The school prepares my child well for moving on to college, university or into employment	71%
Educational Provision	
My child is making good progress in school	80%
The local community is able to access school facilities outside of school hours	47%
The new school facilities benefit my child's learning experience	73%

Leadership and Management	
The school is an important part of local community	72%

Red – 0-49%
Amber – 50-69%
Green – 70-100%

- 8.2 A total of 78 parents and carers made use of the space provided at the end of the survey to make additional comments. The recurring themes of these comments are summarised below:
- The new school facilities are impressive and of a high quality;
 - Communication between schools and parents/carers needs to be improved.
- 8.3 Positive outcomes include that parents and carers understand the school attendance policy and were satisfied with the transition programme into year 7.
- 8.4 47% of parents and carers surveyed perceived that the local community is able to access school facilities outside of school hours. We believe that this is in part due to a misconception as leisure facilities that were created as part of the 21st Century Schools to create a community campus environment are not viewed as an investment in the school itself. The participation figures do not reflect the perception results received. Nevertheless, further exploration of this viewpoint would be helpful to address concerns.
- 8.5 Additionally, new 3G facilities on school sites have seen significant use since opening. Management of some of the 3G pitches has been transferred to Leisure Services and community use of the pitches is growing rapidly and in some cases fully utilised. The remaining 3G pitches are in the process of being transferred to Leisure Services to ensure that community use of these exceptional facilities are maximised.
- 8.6 As previously stated, the Education and Inclusion Service will seek to ensure increased community use of school facilities by working collaboratively with existing 21st Century Schools to make assets available for community use in line with the priorities of the Band B 21st Century Schools and Colleges Programme.
- 8.7 69% of respondents agreed that their school works with parents/carers to achieve what is best for their children. The Education and Inclusion Services will continue to work with schools to identify and overcome barriers to effective relationships between schools and parents/carers.

9. GOVERNOR SURVEY OUTCOMES

9.1 Table 4 details the governor survey outcomes.

Table 4 – Response Rates to Governor Surveys	
Questions	Average
Educational Outcomes	
The improved school facilities have had a positive impact on the school culture and ethos	85%
There is a well-defined and consistently applied wellbeing policy across the school	96%
There are clear policies and procedures in place regarding behaviour and attendance	92%
The school provides effective and timely support for vulnerable learners	100%
The school develops effective relationships with parents and carers	90%
The school has a proactive transition programme across all phases	89%
Educational Provision	
The investment in the school has made it well placed to develop the new curriculum and to provide high quality teaching and learning	89%
The creation of a larger sixth form at the school has improved the breadth and depth of the curriculum on offer	100%
The all through school provides enhanced opportunities for developing cross phase pedagogy and professional learning	93%
The investment in school facilities has helped support children's learning experiences	91%
Leadership and Management	
There is an effective traffic management procedure in place at the school	74%
The all through school provides staff with enhanced opportunities for leadership career progression	71%
The all through school provides enhanced opportunities for the staff's professional development	75%
The school has adapted effectively to change over the last 12 months and has revised policies, practices and procedures accordingly	94%
The temporary governing body received appropriate support from the local authority in managing the changes to the school	92%
The current governing body has a close partnership with the local authority	87%
The investment in the school has enhanced its financial viability and stability	57%

Red – 0-49%
Amber – 50-69%
Green – 70-100%

9.2 6 governors made use of the space provided at the end of the survey to make additional comments. The recurring themes of these comments are summarised below:

- The all through school model has significant potential;
- Time is needed for schools to settle in and adapt to new ways of working.

9.3 It should be noted that only one of the three governing bodies surveyed returned a negative response to the question regarding financial viability and stability. It is likely to be attributable to generic concerns that governors often have in relation to financial pressures.

10. EQUALITY AND DIVERSITY

10.1 The equality and diversity implications of this matter were included within the impact assessments undertaken as a part of the Band A consultation in accordance with the School Organisation Code.

11. FINANCIAL IMPLICATIONS

11.1 There are no financial considerations for the Council.

12. LEGAL IMPLICATIONS OR LEGISLATION CONSIDERED

12.1 There are no legal implications aligned to this report.

13. LINKS TO THE COUNCILS CORPORATE PLAN/CORPORATE PRIORITIES/SIP

13.1 The Council's Corporate Plan commits to "Continue to invest in improving school buildings, to ensure the County Borough's learners have the learning environment fit for the 21st Century." The proposals delivered through the 21st Century's Schools and Colleges Programme, that are considered in this report, have taken into account the seven well-being goals and the five ways of working.

14. CONCLUSIONS

14.1 This report provides an overview of the initial perception survey relating to the Rhondda Valleys and Tonyrefail school reorganisation. The evaluation shows that good progress is being made towards the improvement of educational outcomes, educational provision, and leadership and management at all of the new schools. These responses need to be considered alongside other school

performance outcomes in order to contribute to the self-evaluation and improvement of individual schools.

- 14.2 This report has also brought to light areas where the Education and Inclusion Services need to continue to work collaboratively with schools to ensure that facilities are managed effectively and practices and procedures are revised where necessary.
- 14.3 Focus groups will be convened with different stakeholder groups to identify key areas for development and will inform any future projects.

APPENDIX A:
SURVEY TEMPLATES

Please tell us what you think about your school.

Please read each sentence, think about your experience at school, and then tell us whether you **AGREE** (smiley face), **DISAGREE** (sad face), or **DO NOT KNOW** (Undecided face).




Please think about yourself and your own experiences at school, not the experiences of your friends.

When you have completed the survey, please press 'Finish'.

No one will be told your individual responses, not even your teacher. Please give your honest views.

Lower School Pupils

Year Group 3 4

Number	Question	 Agree	 Disagree	 Do not know
Educational Outcomes				
1	I like my school			
2	I feel safe in school			
3	If I am worried or upset at school I know who can help me			
4	I know how my teachers expect me to behave in school			
5	I know that I need to go to school every day			
6	Children in the middle and upper school help me with my learning			
Educational Provision				
7	Teachers and other adults in my school give me interesting work			
8	Teachers and other adults in my school help me to learn well and to make good progress			
9	My friends and I use the school buildings for activities before and after school			
10	The learning spaces are good in my school			
11	The outdoor play and P.E. spaces are good in my school			
12	The changes to my school buildings make it a nice place to be			
13	My new school canteen is a nice place to eat and relax in			

14	I like the toilets in my school			
Additional Comments				
15	If you want to say anything else about your school, please use this space . . .			

Please tell us what you think about your school.

Please read each sentence, think about your experience at school, and then tell us whether you **STRONGLY AGREE** (Big smile), **AGREE** (smile), **DISAGREE** (sad), **STRONGLY DISAGREE** (very sad), or **DO NOT KNOW** (undecided).

Please think about yourself and your own experiences at school, not the experiences of your friends.






When you have completed the survey, please press 'Finish'.

No one will be told your individual responses, not even your teacher. Please give your honest views.

Middle School Pupils

Which Primary School did you attend?

Year Group 5 6 7 8

Number	Question	 Strongly agree	 Agree	 Disagree	 Strongly disagree	 Do not know
Educational Outcomes						
1	I like my school					
2	I feel safe in school					
3	If I am worried or upset at school I know who can help me					
4	I know how my teachers expect me to behave in school					
5	I know that I need to attend school every day					
6	Older children in my school help me with my learning					
7	(Years 5 and 6 only) I have been able to use the classrooms (e.g. science laboratory) and P.E. spaces in the upper school					
8	(Years 7 and 8 only) I took part in many transition activities before I started in year 7					
Educational Provision						
9	Teachers and other adults in my school give me interesting work					

10	Teachers and other adults in my school help me to learn well and to make good progress					
11	My friends and I use the school buildings for activities before and after school					
12	The school facilities support my learning, health and wellbeing (e.g. science labs, ICT devices, sports facilities, social spaces)					
13	The improvements to my school buildings make it a nice place to be					
14	The new school canteen is a nice place to eat and relax in					
15	I like the toilets in my school					

Additional Comments

16	If you want to say anything else about your school, please use this space . . .
----	---

Please tell us what you think about your school.

Please read each sentence, think about your experience at school, and then tell us whether you **STRONGLY AGREE** (Big smile), **AGREE** (smile), **DISAGREE** (sad), **STRONGLY DISAGREE** (very sad), or **DO NOT KNOW** (undecided).






Please think about yourself and your own experiences at school, not the experiences of your friends.

When you have completed the survey, please press 'Finish'.

No one will be told your individual responses, not even your teacher. Please give your honest views.

Upper and Senior School Pupils

Year Group: 9 10 11 12 13

Number	Question	 Strongly agree	 Agree	 Disagree	 Strongly disagree	 Do not know
Educational Outcomes						
1	I like my school					
2	I feel safe in school					
3	If I am worried or upset at school I know who can help me					
4	I know how my teachers expect me to behave in school					
5	I know that I need to attend school every day					
6	I know about all of the opportunities available to me when I leave school					
Educational Provision						
7	Teachers and other adults in my school give me interesting work					
8	Teachers and other adults in my school help me to learn well and to make good progress					
9	(For pupils in years 12 and 13 only) I was able to choose from a wide range of curriculum options for my A levels/post 16 education					
10	My friends and I use the school facilities before and after school					
11	The new school facilities effectively support my learning, health and wellbeing (e.g. science labs, ICT devices, sports facilities, social spaces)					
12	The improvements to my school buildings make it a nice place to be					

13	The new school canteen is a nice place to eat and relax in					
14	I like the toilets in my school					

Additional Comments

15	If you want to say anything else about your school, please use this space . . .					
----	---	--	--	--	--	--

Please tell us what you think about your all through school as a member of staff.

Please read each statement, think about your experiences, and then tell us whether you strongly agree/agree/disagree/strongly disagree/do not know.

When you have completed the survey, please press 'Finish'.

Your individual responses will remain confidential. We will never disclose individual comments to the school or to anyone outside of the Local Authority.

Staff

What is your role within the school?

Support staff Teaching staff Leadership staff

Number	Question	Strongly Agree	Agree	Disagree	Strongly Disagree	Do not know
Educational Outcomes						
1	The improved school facilities have had a positive impact on the school culture and ethos					
2	There is a well-defined and consistently applied wellbeing policy across the school					
3	There are clear policies and procedures in place regarding behaviour and attendance					
4	The school develops effective relationships with parents and carers					
5	The school provides effective and timely support for vulnerable pupils					
6	The school has a proactive transition programme across all phases					
Educational Provision						
7	The investment in the school has made it well placed to develop the new curriculum and to provide high quality teaching and learning					
8	The creation of a larger sixth form at the school has improved the breadth and depth of the curriculum on offer					
9	The all through school provides enhanced opportunities for developing cross phase pedagogy and professional learning					
10	The new school facilities provide enhanced opportunities for children's learning experiences e.g. science labs, ICT equipment, sporting facilities					

11	The new/refurbished toilets have improved pupil wellbeing					
Leadership and Management						
12	The all through school provides more opportunities for leadership career progression					
13	The all through school provides enhanced opportunities for professional development					
14	The school has adapted effectively to change over the last 12 months and has revised policies, practices and procedures accordingly					
Additional Comments						
15	Any further comments?					

Please tell us what you think about your child's school as a parent/carer.

Please read each statement, think about your experiences, and then tell us whether you strongly agree/agree/disagree/strongly disagree/do not know.

When you have completed the survey, please press 'Finish'.

Your individual responses will remain confidential. We will never disclose individual comments to the school or to anyone outside of the Local Authority.

Parents/Carers

What year group is your child in?

(Please complete a separate survey for each child)

Year Group: Nursery Reception 1 2 3 4 5 6 7 8 9 10 11 12 13

Number	Question	Strongly Agree	Agree	Disagree	Strongly Disagree	Do not know
Educational Outcomes						
1	I am happy that my child attends this school					
2	My child likes their school					
3	My child is safe in school					
4	The school works with parents/carers to achieve what is best for our children					
5	I understand the school behaviour policy					
6	I understand the school attendance policy					
7	(For parents of Year 7 pupils only) I was satisfied with the transition programme when my child entered year 7					
8	(For parents of year 11, 12 and 13 pupils only) The school prepares my child well for moving on to college, university or into employment					
Educational Provision						
9	My child is making good progress in school					
10	The local community is able to access school facilities outside of school hours					

11	The new school facilities benefit my child's learning experience (e.g. science labs, ICT equipment, sports facilities)					
Leadership and Management						
12	The school is an important part of the local community					
Additional Comments						
13	Any further comments?					

Please tell us what you think about your all through school as a member of the governing body.

Please read each statement, think about your experiences, and then tell us whether you strongly agree/agree/disagree/strongly disagree/do not know.

When you have completed the survey, please press 'Finish'.

Your individual responses will remain confidential. We will never disclose individual comments to the school or to anyone outside of the Local Authority.

Governing Body

Number	Question	Strongly agree	Agree	Disagree	Strongly disagree	Do not know
Educational Outcomes						
1	The improved school facilities have had a positive impact on the school culture and ethos					
2	There is a well-defined and consistently applied wellbeing policy across the school					
3	There are clear policies and procedures in place regarding behaviour and attendance					
4	The school provides effective and timely support for vulnerable pupils					
5	The school develops effective relationships with parents and carers					
6	The school has a proactive transition programme across all phases					
Educational Provision						
7	The investment in the school has made it well placed to develop the new curriculum and to provide high quality teaching and learning					
8	The creation of a larger sixth form at the school has improved the breadth and depth of the curriculum on offer					
9	The all through school provides enhanced opportunities for developing cross phase pedagogy and professional learning					
10	The investment in school facilities has helped support children's learning experiences (e.g. science labs, ICT equipment, sporting facilities)					
Leadership and Management						

11	There is an effective traffic management procedure in place at the school					
12	The all through school provides staff with enhanced opportunities for leadership career progression					
13	The all through school provides enhanced opportunities for the staff's professional development					
14	The school has adapted effectively to change over the last 12 months and has revised policies, practices and procedures accordingly					
15	The temporary governing body received appropriate support from the local authority in managing the changes to the school (please answer 'do not know' if you were not a member of the temporary governing body)					
16	The current governing body has a close partnership with the local authority					
17	The investment in the school has enhanced its financial viability and stability					
Additional Comments						
18	Any further comments?					

APPENDIX B:
POSITIVE RESPONSE RATES TO
SURVEYS

Red – 0-49%
Amber – 50-69%
Green – 70-100%

1. LEARNER SURVEYS

Table 1 – Response Rates to Learner Surveys	
Questions	Average
Educational Outcomes	
I like my school	78%
I feel safe in school	82%
If I am worried or upset at school I know who can help	81%
I know how my teachers expect me to behave in school	93%
I know that I need to attend school every day	94%
(Lower & Middle) Older children help me in school	45%
(Yrs 5-6) I have been able to use the classrooms and P.E. spaces in the upper school	73%
(Yrs 7-8) I took part in many transition activities before I started in year 7	88%
(Upper school) I know about all of the opportunities available to me when I leave school	59%
Educational Provision	
Teachers and other adults in my school give me interesting work	73%
Teachers and other adults in my school help me to learn well and to make good progress	88%
(Yrs 12-13) I was able to choose from a wide range of curriculum options for my A levels/post 16 provision	87%
My friends and I use the school facilities before and after school	59%
(Middle/Upper) The new school facilities support my learning, health and wellbeing	76%
(Lower) The learning spaces are good in my school	91%
(Lower) The outdoor play and P.E. spaces are good in my school	90%
The improvements to my school buildings make it a nice place to be	72%

My new school canteen is a nice place to eat and relax in	69%
I like the toilets in my school	33%

2. STAFF SURVEYS

Table 2 – Response Rates to Staff Surveys	
Question	Average
Educational Outcomes	
The improved school facilities have had a positive impact on the school culture and ethos	73%
There is a well-defined and consistently applied wellbeing policy across the school	79%
There are clear policies and procedures in place regarding behaviour and attendance	89%
The school develops effective relationships with parents and carers	79%
The school provides effective and timely support for vulnerable learners	82%
The school has a proactive transition programme across all phases	86%
Educational Provision	
The investment in the school has made it well placed to develop the new curriculum and to provide high quality teaching and learning	76%
(Tonyrefail) The creation of a larger sixth form at the school has improved the breadth and depth of the curriculum on offer	81%
The all through school provides enhanced opportunities for developing cross phase pedagogy and professional learning	80%
The new school facilities provide enhanced opportunities for children's learning experiences	72%
Leadership and Management	
The all through school provides more opportunities for leadership career progression	57%
The all through school provides enhanced opportunities for professional development	64%
The school has adapted effectively to change over the last 12 months and has revised policies, practices and procedures accordingly	78%

3. PARENT/CARER SURVEYS

Table 3 – Response Rates to Parent/Carer Surveys	
Questions	Average
Educational Outcomes	
I am happy that my child attends this school	76%
My child likes their school	82%
My child is safe in school	85%
The School works with parents to achieve what is best for children	69%
I understand the school behaviour policy	82%
I understand the school attendance policy	94%
(Yr7)) I was satisfied with the transition programme when my child entered year 7	88%
(Yrs 11-13) The school prepares my child well for moving on to college, university or into employment	71%
Educational Provision	
My child is making good progress in school	80%
The local community is able to access school facilities outside of school hours	47%
The new school facilities benefit my child’s learning experience	73%
Leadership and Management	
The school is an important part of local community	72%

4. GOVERNOR SURVEYS

Table 4 – Response Rates to Governor Surveys	
Questions	Average
Educational Outcomes	
The improved school facilities have had a positive impact on the school culture and ethos	85%
There is a well-defined and consistently applied wellbeing policy across the school	96%
There are clear policies and procedures in place regarding behaviour and attendance	92%
The school provides effective and timely support for vulnerable learners	100%
The school develops effective relationships with parents and carers	90%
The school has a proactive transition programme across all phases	89%
Educational Provision	
The investment in the school has made it well placed to develop the new curriculum and to provide high quality teaching and learning	89%
The creation of a larger sixth form at the school has improved the breadth and depth of the curriculum on offer	100%
The all through school provides enhanced opportunities for developing cross phase pedagogy and professional learning	93%
The investment in school facilities has helped support children's learning experiences	91%
Leadership and Management	
There is an effective traffic management procedure in place at the school	74%
The all through school provides staff with enhanced opportunities for leadership career progression	71%
The all through school provides enhanced opportunities for the staff's professional development	75%
The school has adapted effectively to change over the last 12 months and has revised policies, practices and procedures accordingly	94%
The temporary governing body received appropriate support from the local authority in managing the changes to the school	92%
The current governing body has a close partnership with the local authority	87%
The investment in the school has enhanced its financial viability and stability	57%

