



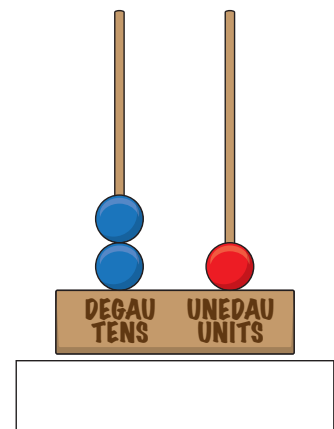
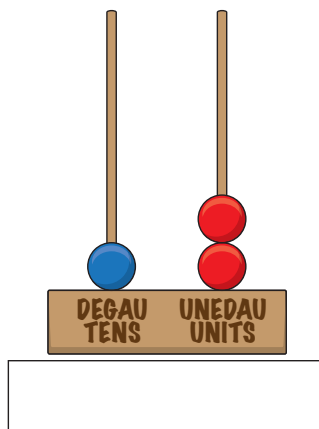
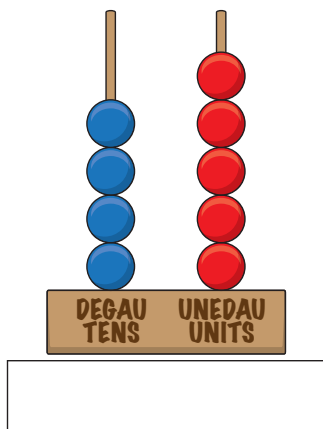
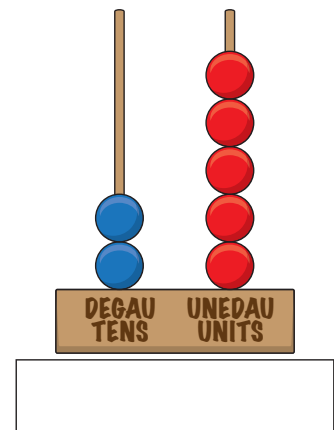
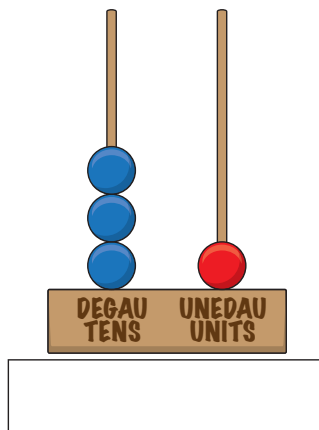
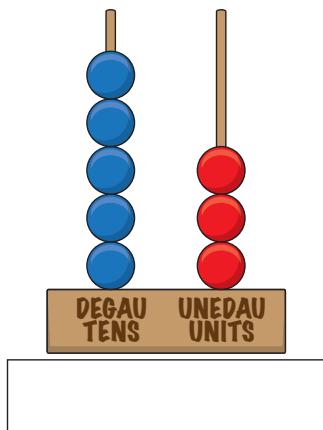
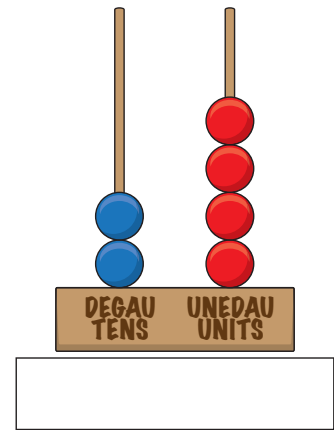
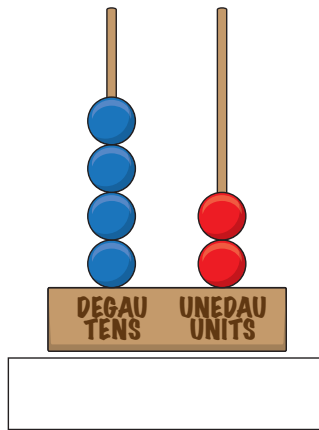
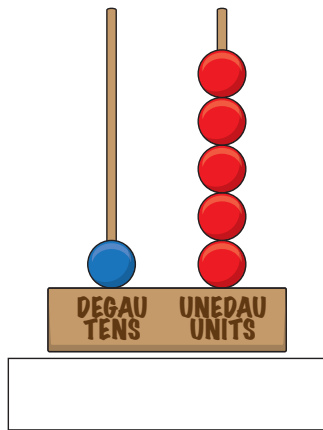
TAITH PYLLAU  
GLO CYMRU  
PARC TREFTADAETH CWM RHONDDA  
A WELSH COAL  
MINING EXPERIENCE  
RHONDDA HERITAGE PARK

## TAFLEN WAITH | WORKSHEET

# ABACWS FICTORAIDD VICTORIAN ABACUS

Cyfrifa nifer y gleiniau ar bob llinyn a datrys pa rif mae'r abacws yn ei ddangos. Ysgrifenna dy ateb o dan yr abacws.

Count the number of beads on each strand and work out the number the abacus is showing. Write your answer underneath the abacus.

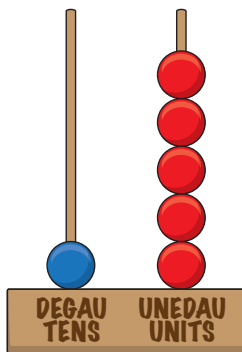




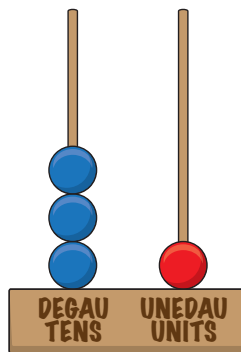
TAITH PYLLAU  
GLO CYMRU  
PARC TREFTAETH CWM RHONDDA  
A WELSH COAL  
MINING EXPERIENCE  
RHONDDA HERITAGE PARK

Gan dy fod di wedi ymglyfarwyddo â nodi'r rhifau ar yr abacws, ceisia ddatrys y symiau yma. Copia'r gleiniau sydd ar yr Abacws Fictoraidd yn y blwch.

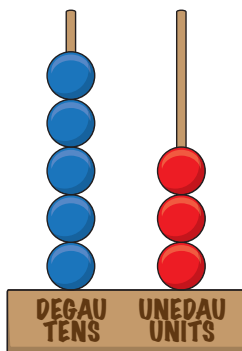

Now that you have got used to identifying numbers on the abacus, try to work out these sums. Replicate the beads on the Victorian Abacus from the box.



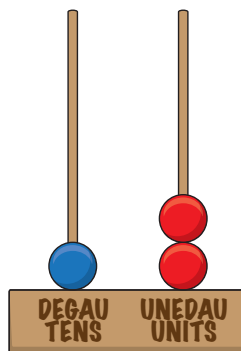
+



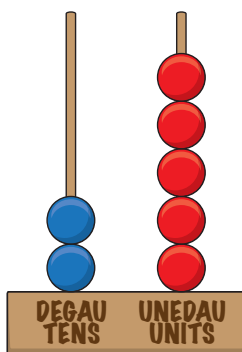

=



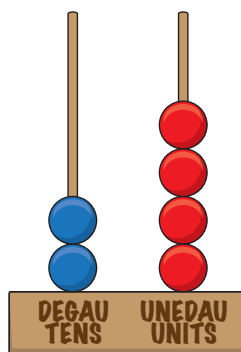
-



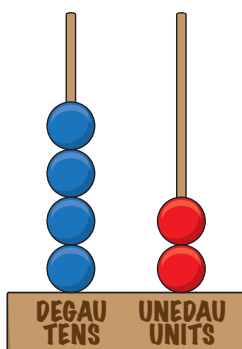

=



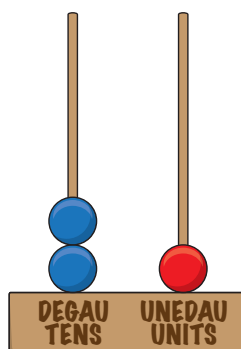
+



=



-



=

